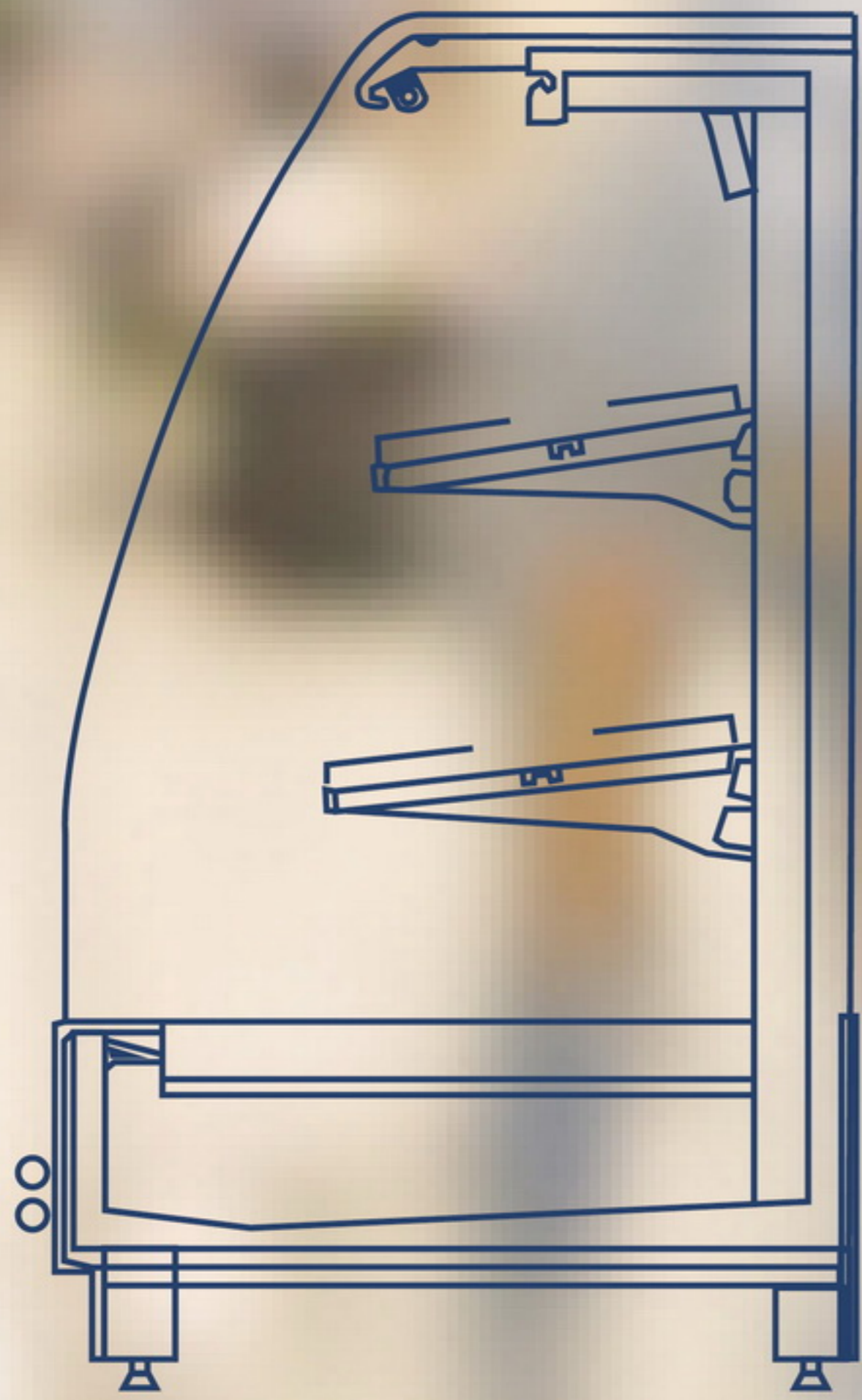





GEA[®]

One Stop Supply Commercial
Refrigeration & Medical
Refrigeration



Mini Supermarket & Convenience Store Refrigeration

Product Catalogue



Minimarket Refrigeration Cabinet

GEA

bali
coolers
www.balicoolers.com



RTS-190L

Features

- LED light each shelf
- Thermostat digital
- 4 Castors with 2 brakes
- 2 layers safety side glass
- With night curtain
- Ventilated cooling system
- Automatic defrost /
- Self evaporated



RTS-390L

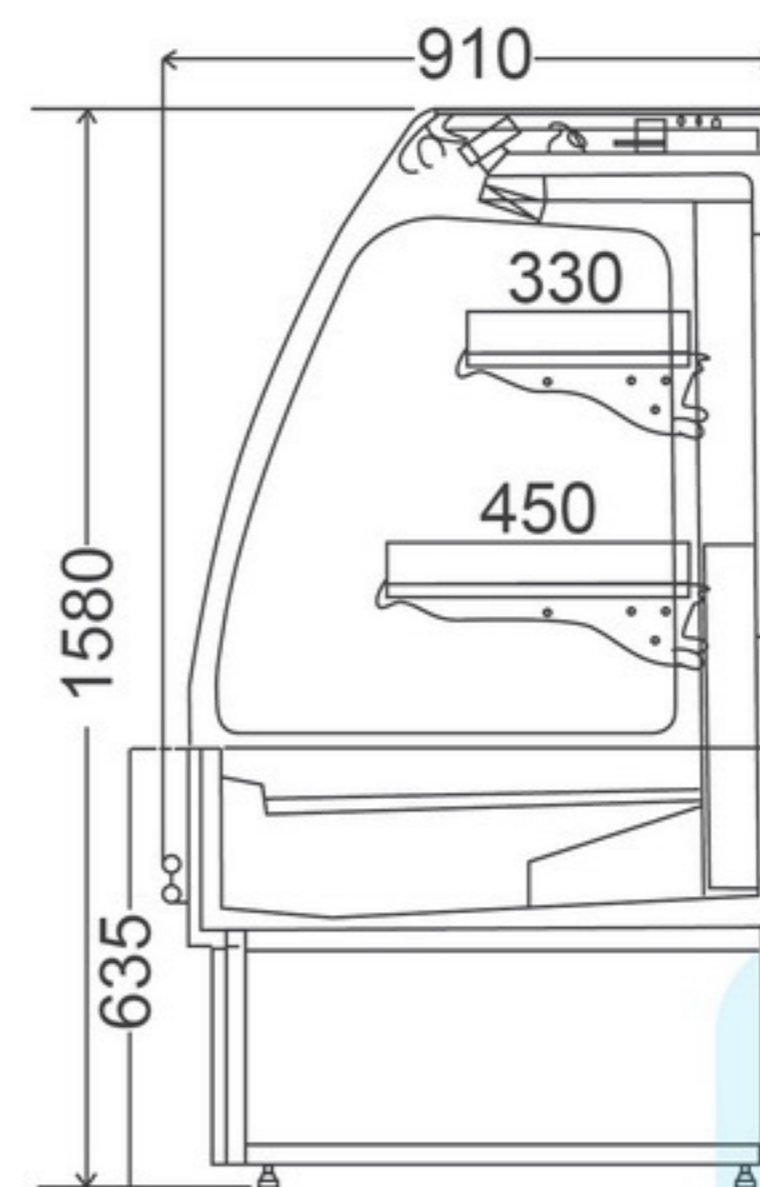
Features

- LED lighting at 2 front sides.
- Thermostat digital
- 4 Castors with 2 brakes
- Double tempered glass
- With night curtain
- Ventilated cooling system
- Automatic defrost
- Filter mesh in front of the base
- Adjustable shelves
- Condensor at back side, free maintenance
- Self evaporated, defrost water

TYPE	DIMENSION (cm)			DISPLAY AREA (m ²)	WATT (220V/1P)	TEMP.	WEIGHT (kg) Nett Gross
	L	W	H				
RTS-190L	78	70	147,3	0,78	1350	+4 ~ +8°C	100 / 115
RTS-390L	92	84,7	151	1,14	1400		137,5 / 143



ANGELICA 200, ANGELICA 250



Features

- Night curtain
- Digital thermometer
- Canopy shelves lighting
- Adjustable shelves

TYPE	DIMENSION (cm)			DISPLAY AREA (m ²)	VOLUME (L)	WATT (220V/1P)	TEMP.	WEIGHT (kg) Nett Gross
	L	W	H					
ANGELICA 200	195	92	158	2,65	710	1500	+2 ~ +8°C	200 / 295
ANGELICA 250	257	92	158	3,54	940	2000		300 / 364



Promotion Refrigeration Cabinet



ASTER 1310

Features

- Ventilated cooling
- Digital thermostat
- Danfoss expansion valve
- Hot gas pipe for auto condensate water
- Copper-aluminium fin evaporator + fan
- Automatic defrosting w/ self evaporated
- 4 adjustable feet
- More display area 1,5 M²

TYPE	DIMENSION (cm)			VOL. (L)	POWER (220V/1P/50Hz)	TEMP.	REFR.	NW / GW (Kg)
	L	W	H					
ASTER 1310	136	109	93	100 L	1350 W	+4 ~ +8°C	R290	156 / 172

Island Multideck Open Chiller

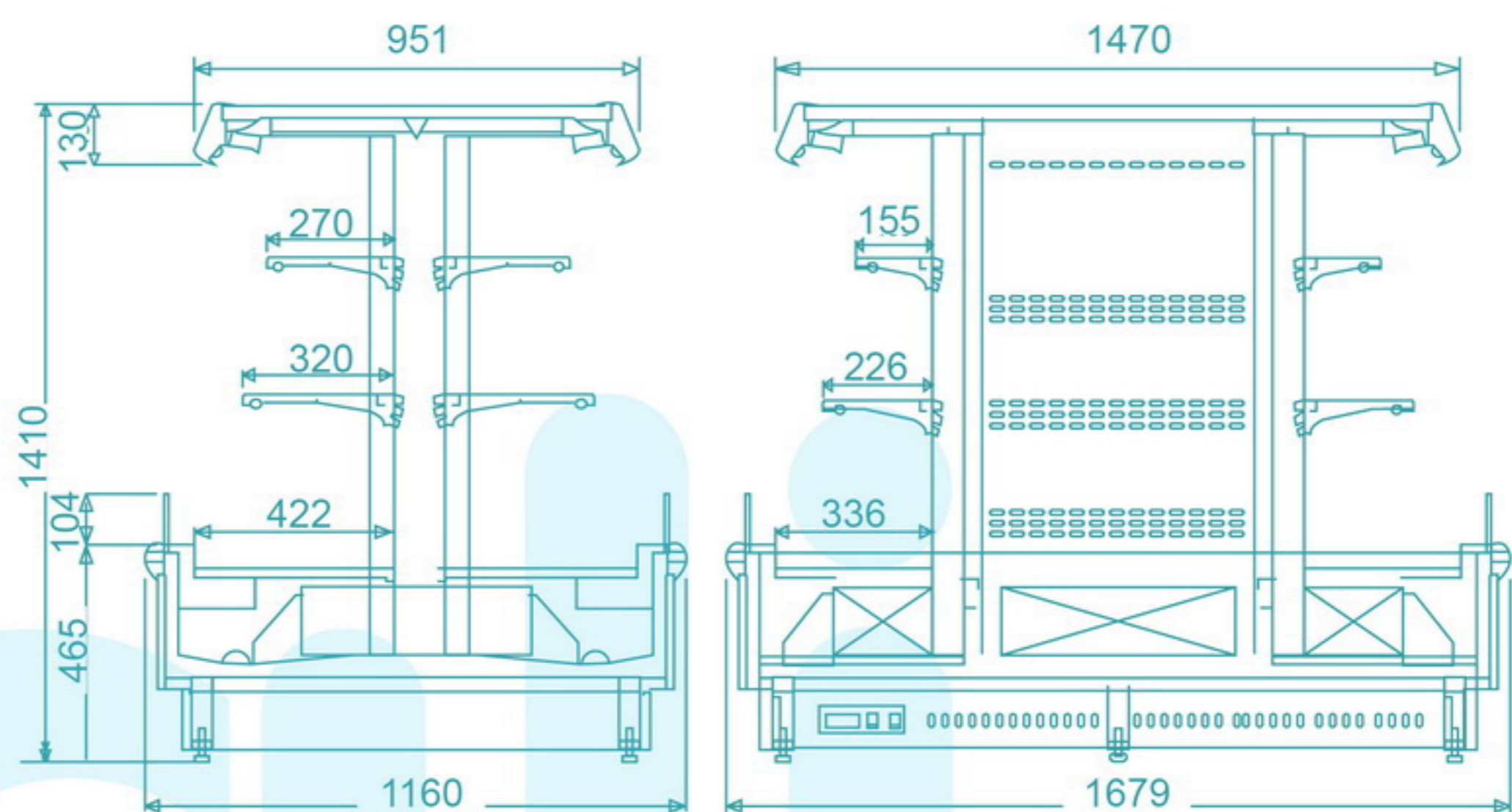


LOTUS

LOTUS 168

Features

- Completely transparant glass shelves
- Streamline design
- LED lighting
- Adjustable shelves
- Digital Thermostat



TYPE	DIMENSION (cm)			DISPLAY AREA (m ²)	POWER (220V/1P/50Hz)	TEMP.	REFRIGERANT
	L	W	H				
LOTUS 168	170	117	145	3,5	3200 W	4 ~ 8°C	R404a





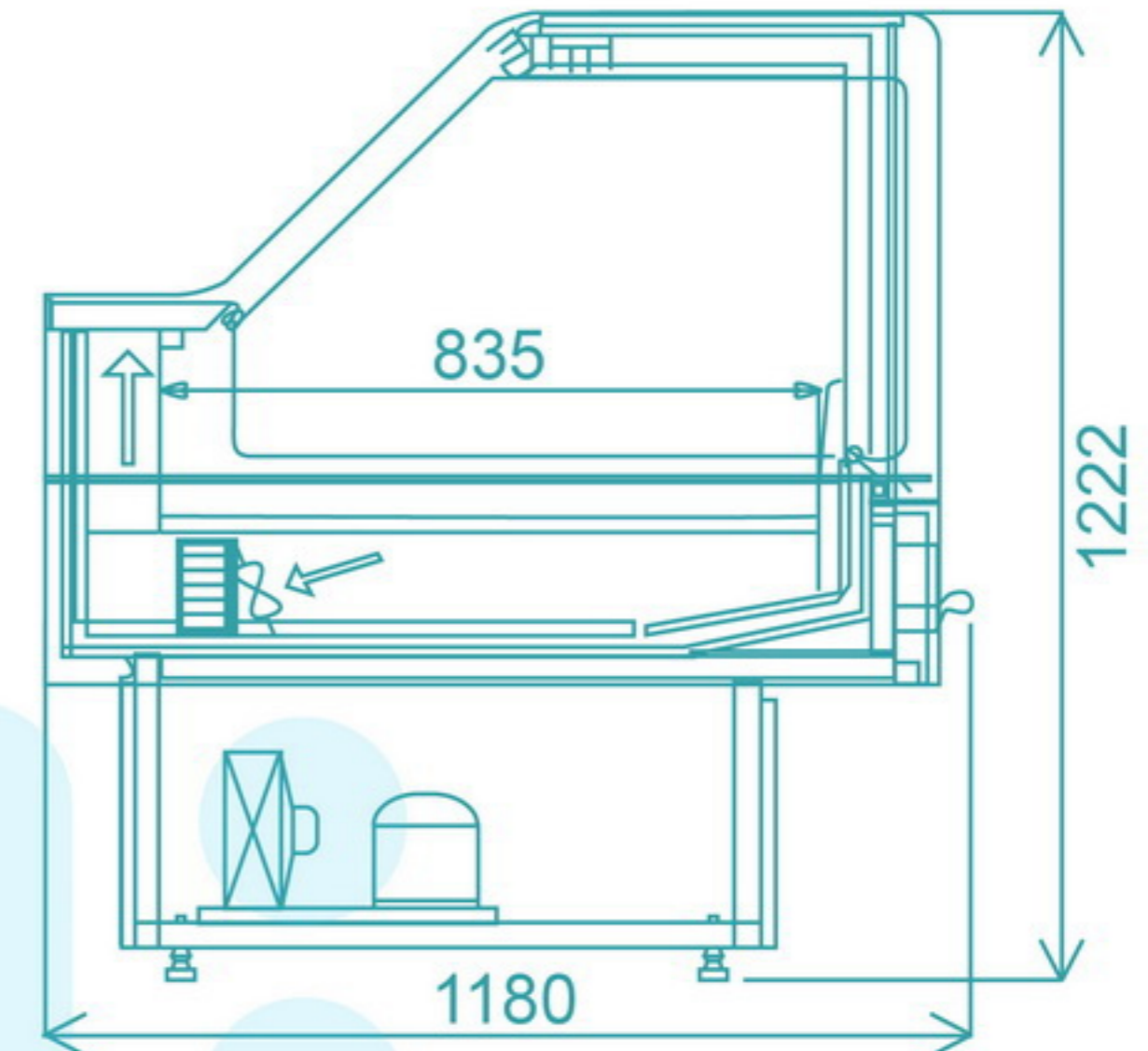
Lift-Up Flat Glass Serve Over Counter

DELUXE SERIES PLUG IN



Features

- Interior lamp
- Rear sliding door
- Auto defrost
- Tempered glass front door with hydraulic spring
- Digital thermostat
- Water drain heater
- Evaporator heater
- Double layer side glass
- Adjustable feet
- Ventilated



PETUNIA RCA

TYPE	DIMENSION (cm)			DISPLAY AREA (m ²)	VOL. (L)	WATT 220V/50Hz/1P	TEMP. (°C)	REFR.	WEIGHT (kg) Nett Gross
	L	W	H						
PETUNIA RCA 187	194,5	118	122,2	1,56	230	600			244/254
PETUNIA RCA 250	257	118	122,2	2,08	370	660	+2 ~ +8	R404a	219/329
PETUNIA RCA 375	382	118	122,2	3,12	490	900			439/449

Combi Display Freezer

Temp. -18 ~ -22°C



PEONY-145

Features (Top)

- Digital thermostat
- Low-E glass
- Automatic defrost
- Fan cooling
- Lighted canopy
- LED interior light
- Light switch
- Self evaporation

Features (Bottom)

- Digital thermostat
- Low-E tempered glass
- Automatic defrost
- Static cooling
- LED interior light
- Self evaporation
- Adjustable feet
- Bumper



PEONY-210

TYPE	DIMENSION (cm)			Display area (m ²)	VOLUME (L)	POWER (W) (220V/1P/50Hz)	SHELF/ PARTITION (pcs)	R	NW/GW (kg)
	L	W	H						
PEONY-145	145,4	89	211	1,31	373+575	600 +420	4 / 2		260/312
PEONY-210	210	89	211	2	546+900	790+500	6 / 4	R290	346/376



Supermarket Refrigeration Cabinet

DELUXE SERIES PLUG IN



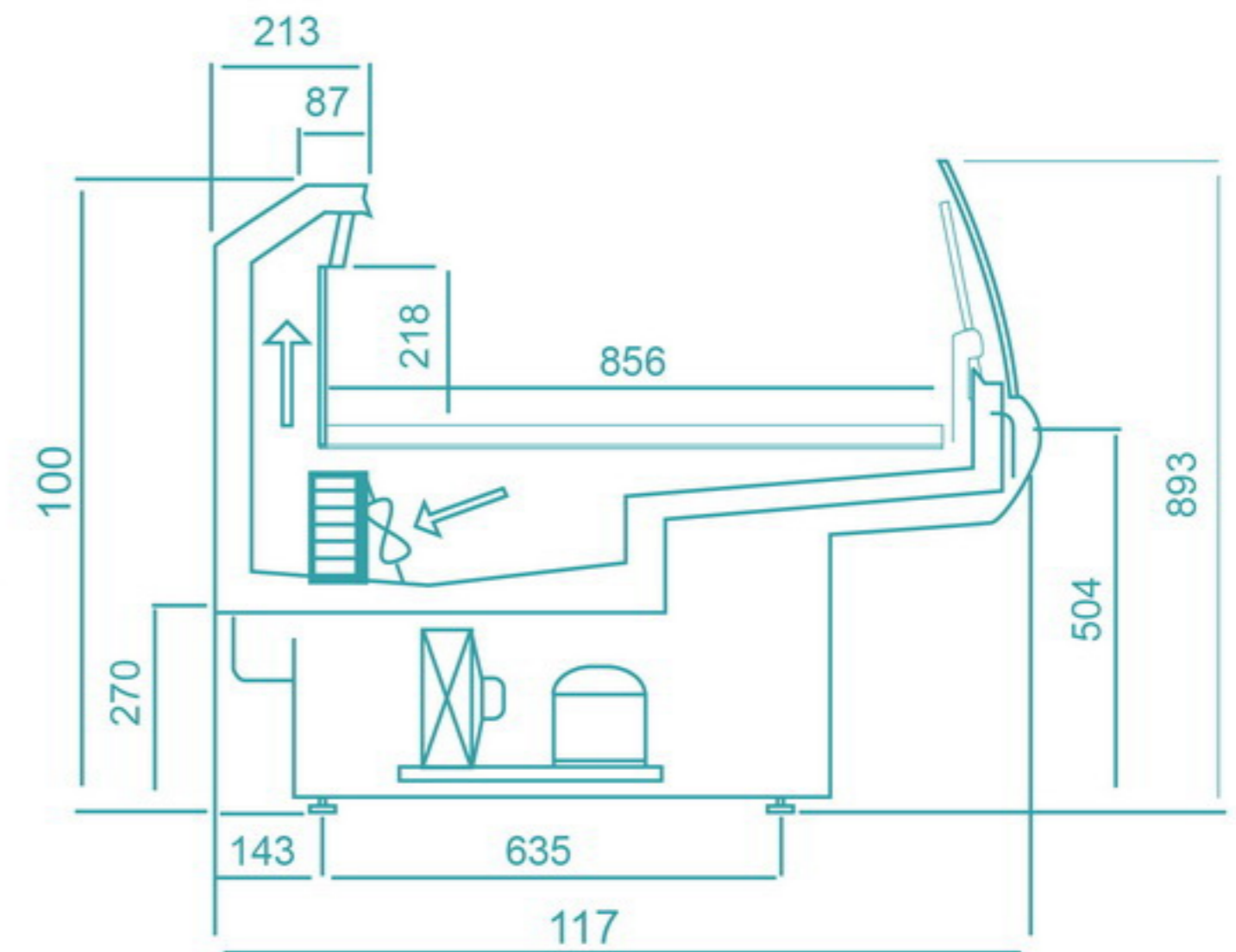
Serve Open Counter



HELICONIA-LS

Features

- Interior lamp
- Auto defrost
- Digital thermostat
- Water drain heater
- Evaporator heater
- Double layer side glass
- Adjustable feet
- Ventilated



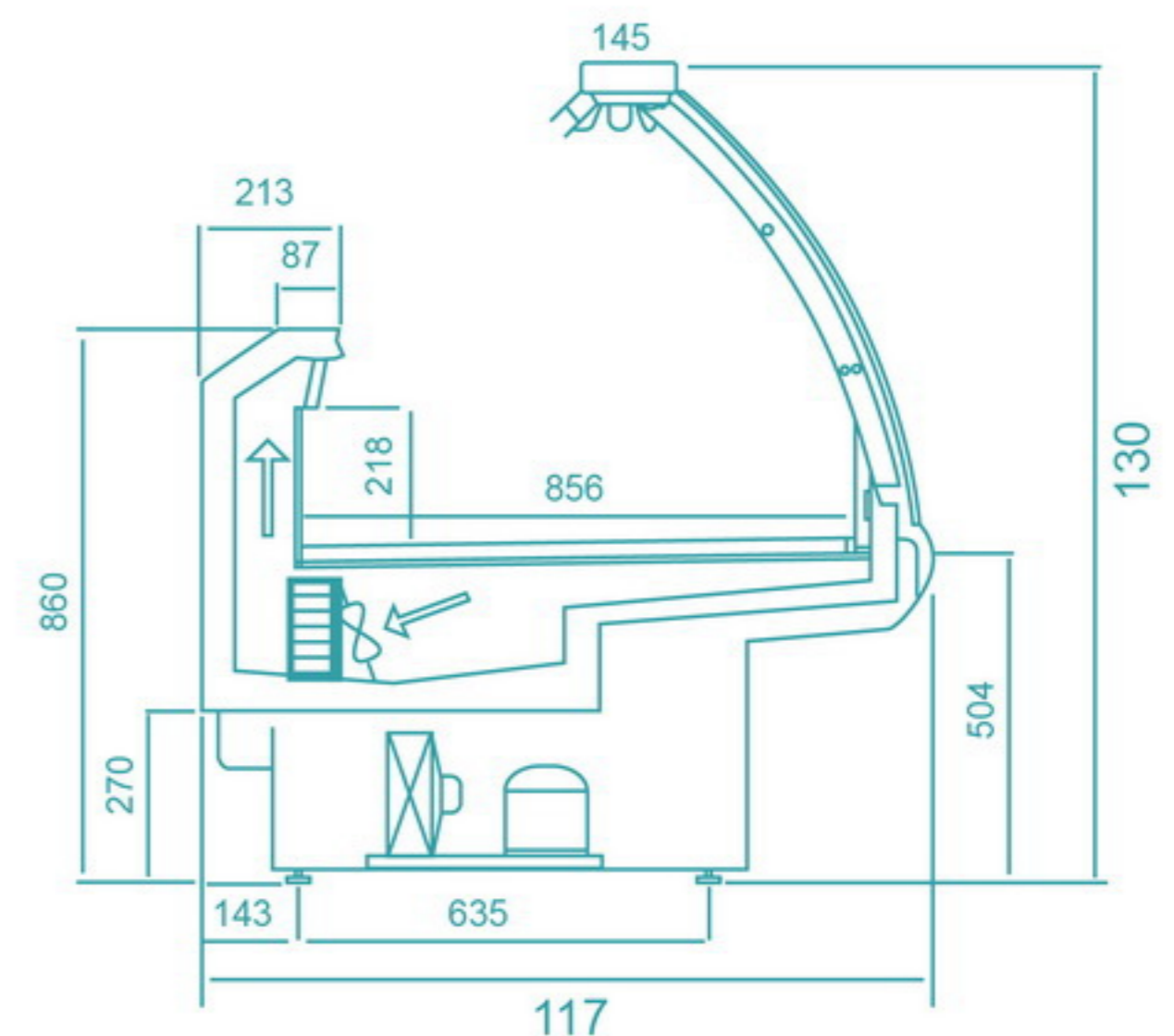
Curve Glass Serve Over Counter



HELICONIA-RCA

Features

- Interior lamp
- Rear sliding door
- Auto defrost
- Tempered glass front door with hydraulic spring
- Digital thermostat
- Water drain heater
- Evaporator heater
- Double layer side glass
- Adjustable feet
- Ventilated



TYPE	DIMENSION (cm)			DISPLAY AREA (m ²)	VOL. (L)	WATT 220V/50Hz/1P	TEMP. (°C)	REFR.	WEIGHT (kg) Nett Gross
	L	W	H						
HELICONIA LS 125	135	118	89,3	1,05	230	640	+2 ~ +8	R404a	215/225
HELICONIA LS 187	197,5	118	89,3	1,6	370	720			280/291
HELICONIA LS 250	260	118	89,3	2,1	490	960			325/335
HELICONIA LS 375	385	118	89,3	3,2	750	750x2			480/491
HELICONIA RCA 125	135	118	130	1,05	230	690			244/254
HELICONIA RCA 187	197,5	118	130	1,6	370	780			319/329
HELICONIA RCA 250	260	118	130	2,1	490	850			453/463
HELICONIA RCA 375	385	118	130	3,2	750	1200			515/525


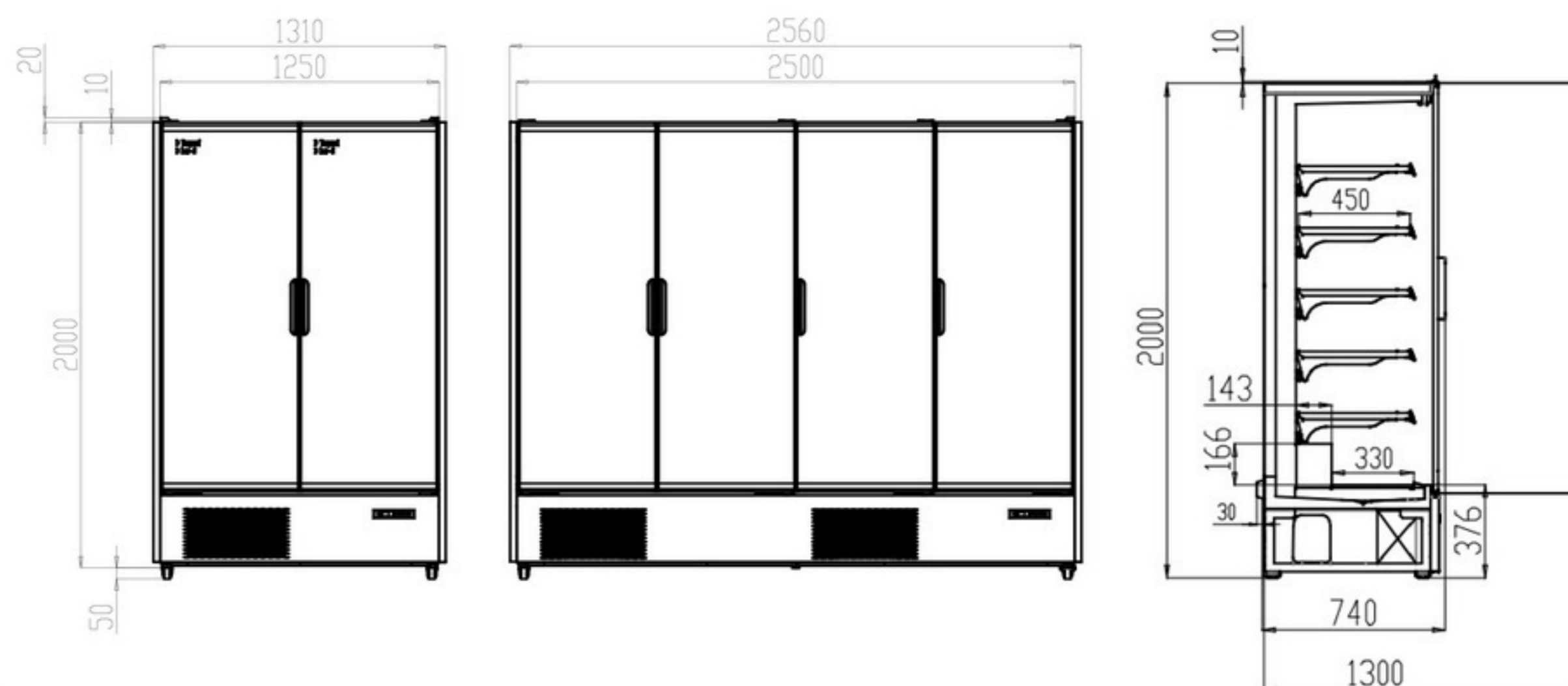


Multideck with Glass Door (Self Contained)



Features

- Thermostat digital
- Automatic defrost system
- Side wall : double tempered single lowe
- Double pane tempered glass with double Lowe
- LED lighting, 1*Top + on each shelves
- 2 compressor (LILAC 200/250)
- Fan cooling system
- Temperature: +1 ~ +5°C
- 5 layers,metal shelf
- Fan cooling system
- Refrigerant R290
- With price tag, adjustable feet
- Hot gas defrost



LILAC-125

LILAC-200

LILAC-250

Note :

Agar tidak terjadi kondensasi pada kaca, cabinet ini harus ditempatkan di ruangan dengan suhu Max +25°C dan kelembapan relatif Max 65%.

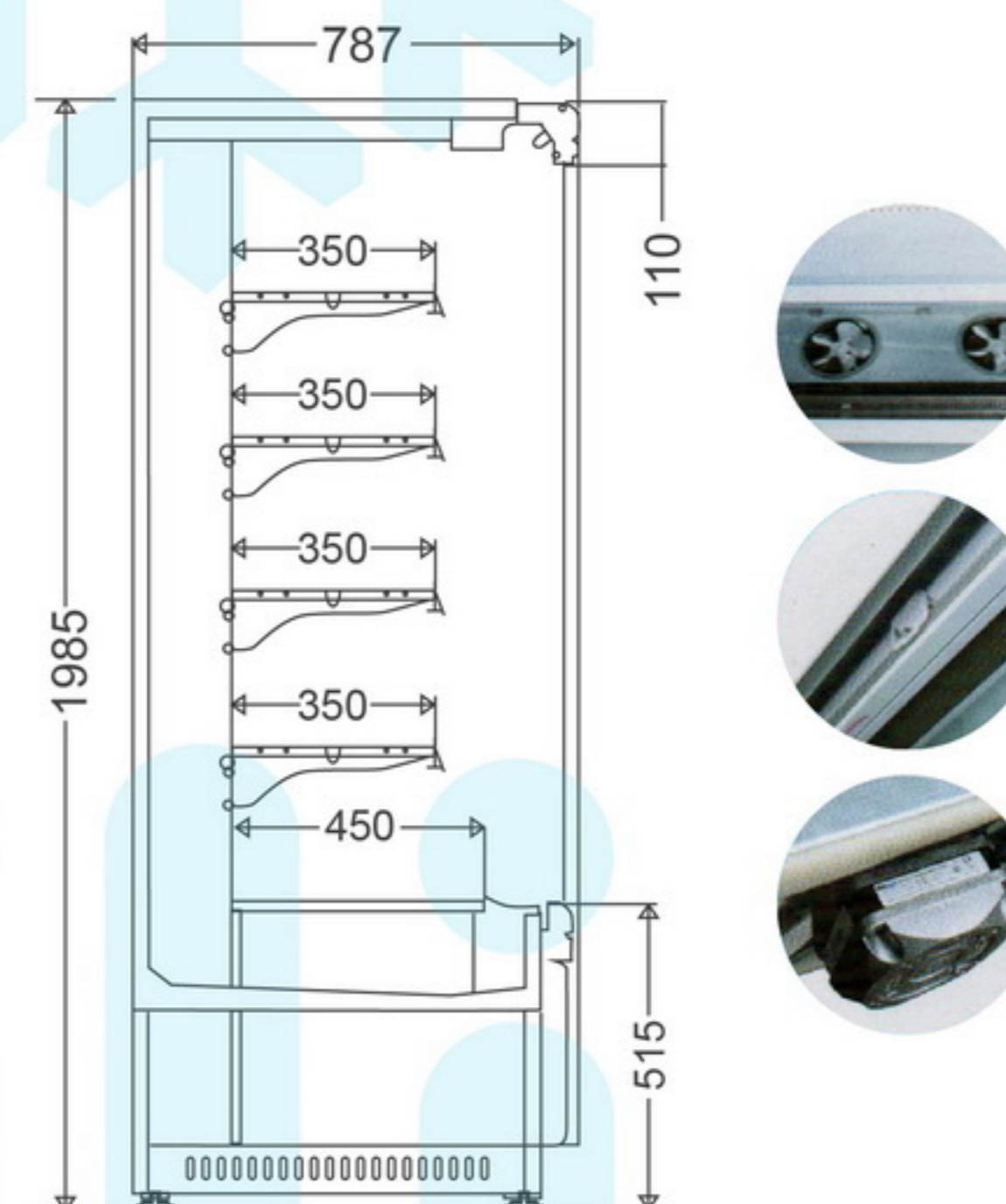
TYPE	DIMENSION (cm)			DISPLAY AREA (m ²)	VOL (L)	POWER (W)	VOLTAGE	REFRIG.	WEIGHT (kg) Nett Gross
	L	W	H						
LILAC-125	131	74	201	3,14	1292	550			260 / 300
LILAC-200	193,5	74	201	4,14	1939	980	220V/1P/50Hz	R290	370 / 420
LILAC-250	256	74	201	5,14	2585	1060			440 / 500



DAHLIA

Features

- Black interior + exterior
- Digital thermostat
- Finned evaporator
- Refrigerant: R290, Except 2580 R-404a
- Thermostatic expansion valve
- Automatic defrost
- LED light for every shelf
- Adjustable shelf with price label
- Automatic self evaporated
- Ventilated cooling
- With night curtain
- Temperature: +3 ~ +8°C

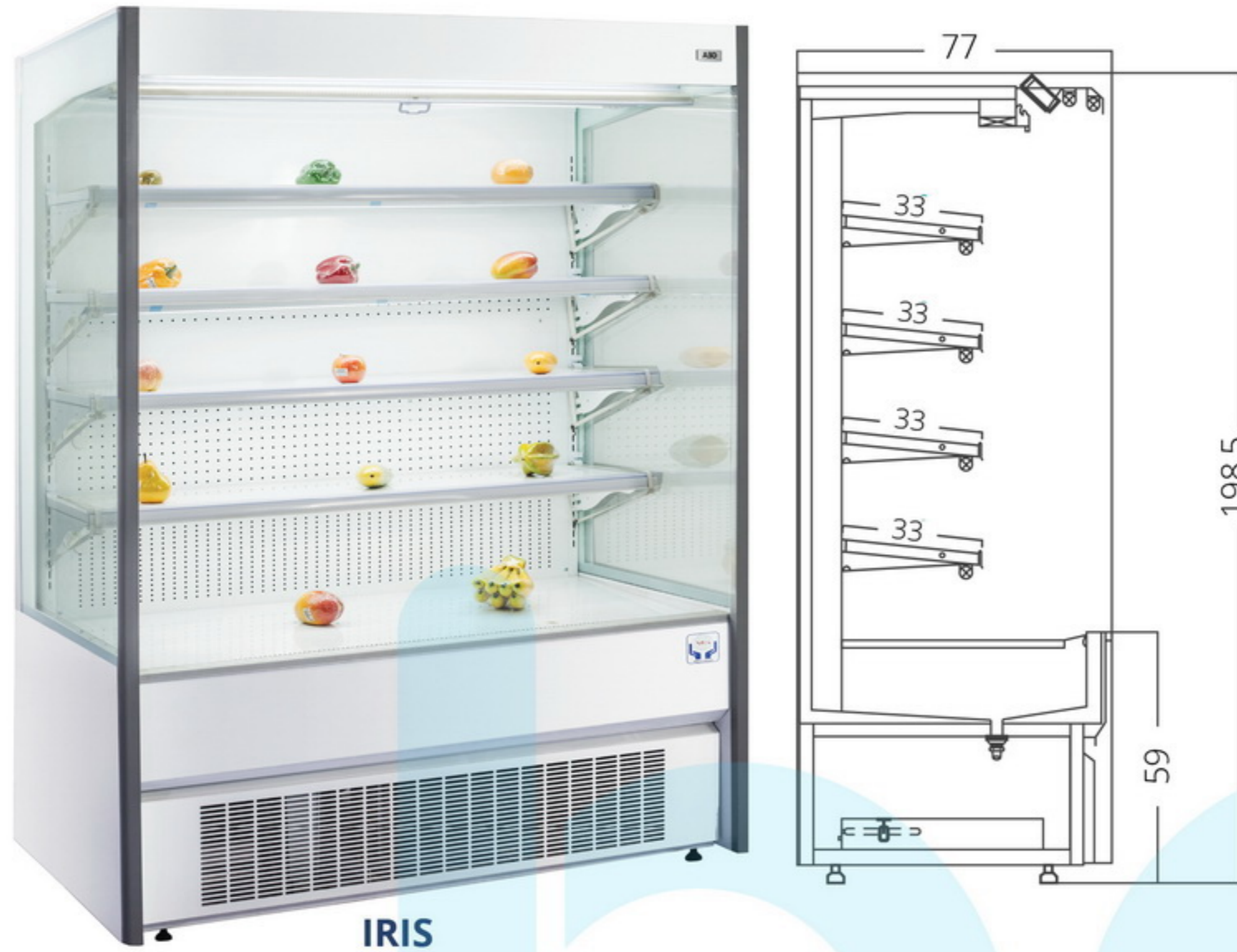


TYPE	DIMENSION (cm)			DISPLAY AREA (m ²)	VOLUME (L)	POWER (Watt)		WEIGHT (kg) Nett Gross
	L	W	H			Drain Heater	Compressor	
DAHLIA 1080	100,2	79	200	1,24	420	500 x 2	723	240 / 250
DAHLIA 1380	131,5	79	200	1,65	550	500 x 2	665,4	260 / 280
DAHLIA 1580	152	79	200	1,9	630	500 x 2	665,4*2	298 / 320
DAHLIA 2080	194	79	200	2,48	840	500 x 2	665,4*2	345 / 370
DAHLIA 2580	256,5	79	200	3,31	1140	500 x 3	1800	403 / 430



Multideck Opened Chiller

(Self Contained)



Features

- Thermostat digital
- Automatic defrost system
- Aspera "Embraco" Compressor
- LED Lighting for Canopy + Shelves
- Evap made from copper pipe
- Night curtain
- Adjustable shelves tiltness
- Cooler system with fan
- Adjustable feet height
- Refrigerant: R404a
- Drain Pool evaporate with heater (2x280W) or can be directly connecting drain pipe to sewer for energy efficiency
- Temperature: +3 ~ +8°C

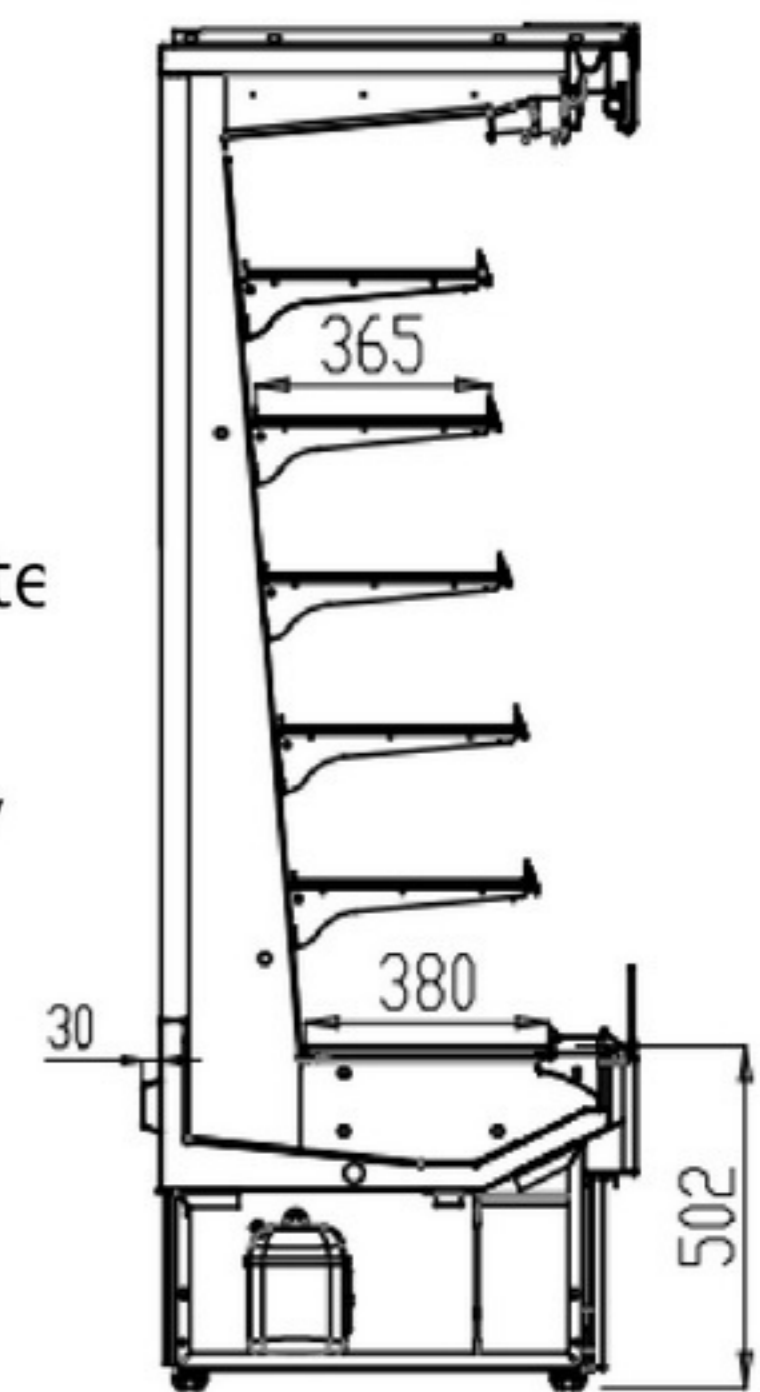


TYPE	DIMENSION (cm)			DISPLAY AREA (m ²)	VOL (L)	POWER CONSUMP (Watt) 220V/1P/50Hz			WEIGHT (kg) Nett Gross
	L	W	H			Compressor	Evap Heater	Drain Heater	
IRIS 250	256,8	77	198,5	3,91	870	1680	830	2x400	320 / 371

Showcase Multideck Opened Chiller Plug-in ini untuk menyimpan dan display aneka minuman dingin produk dairy, sayur dan buah-buahan merupakan solusi untuk promosi produk di supermarket atau convenience store. Pendinginan fan agar merata ke seluruh kabinet, pencahayaan LED rak dan kanopi agar menarik konsumen. Dilengkapi thermostat digital untuk memudahkan memantau / mengatur suhu.

Features

- Thermostat digital
- "Secop" compressor
- Automatic defrost system
- LED Lighting for Canopy + Shelves
- Evap made from copper pipe
- Adjustable shelves tiltness
- Fan cooling system
- Adjustable feet height
- Refrigerant: R290
- Drain pan evaporate with heater or can be directly connecting drain pipe to sewer for energy efficiency
- Double air curtain
- 2 compressor : 125IC / 200IC
- Temperature: +1~ +10°C



IRIS 100IC, IRIS 125IC

IRIS 200IC

TYPE	DIMENSION (cm)			DISPLAY AREA (m ²)	VOLUME (L)	Power Consumption (220V/1P)		REFRIG	WEIGHT (kg) Nett Gross
	L	W	H			Compressor	Drain Heater		
IRIS 100IC	97,5	74+3	200	1,92	405	1834 W	900 W	R290a	216 / 228
IRIS 125IC	128	74+3	200	2,23	540	2030 W	900 W	R290a	275 / 290
IRIS 200IC	189	74+3	200	3,11	810	2640 W	1800 W	R290a	330 / 348



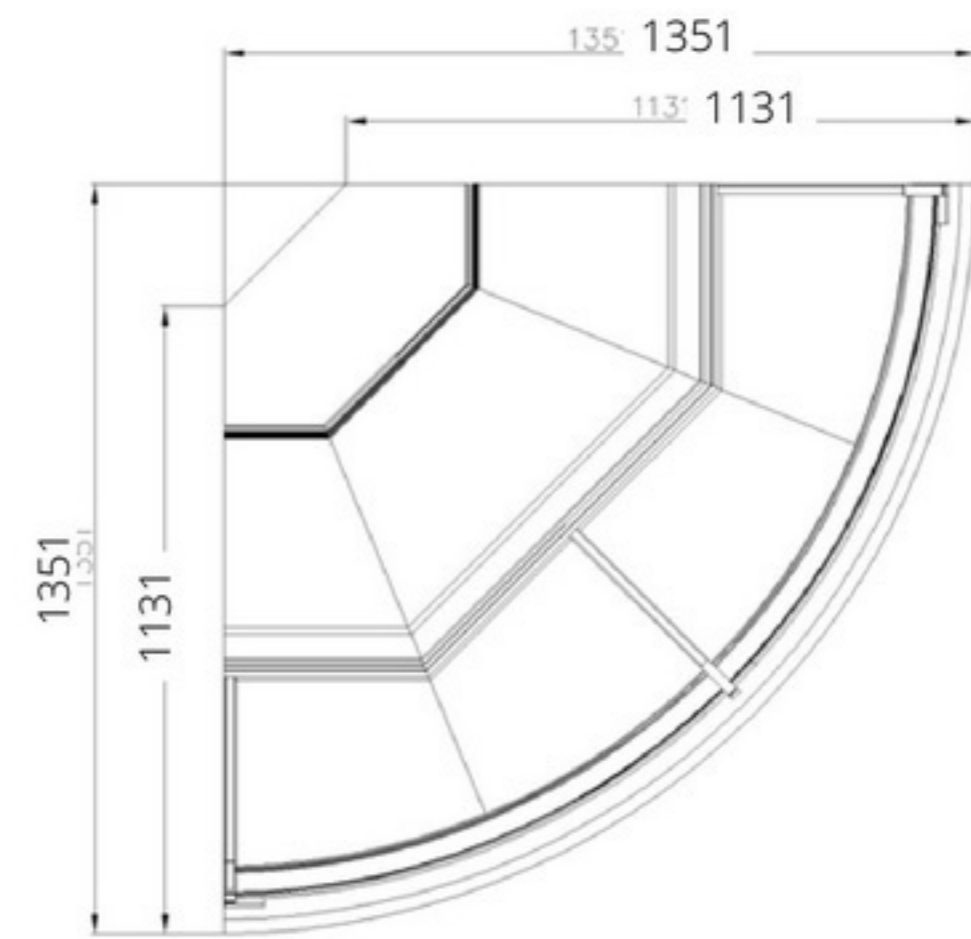
Double Deck Served Open Counter



CHERRY LS

Features

- Automatic defrost
- LED lighting (white)
- Thermostat digital
- Night curtain



CHERRY LS CORNER

CHERRY 125, 187 : Secop compressor
CHERRY 250 : Embraco compressor



Unit kondisi menyala



TYPE	DIMENSION (cm)			DISPLAY AREA (m ²)	VOL. (L)	WATT 220V/50Hz/1P	TEMP. (°C)	REFR.	NW/GW (kg)
	L	W	H						
CHERRY LS 125	125	113	120	1,32	270	979	-1~+7	R290	190/240
CHERRY LS 187	187	113	120	1,98	405	1433	-1~+7		257/301
CHERRY LS 250	250	113	120	2,64	540	1902	-1~+7		309/364
CHERRY LS 375	375	113	120	3,96	720	2882	-1~+7		380/428
CHERRY LS CORNER	248	248	120	1,58	192	1253	+4~+10		369/411

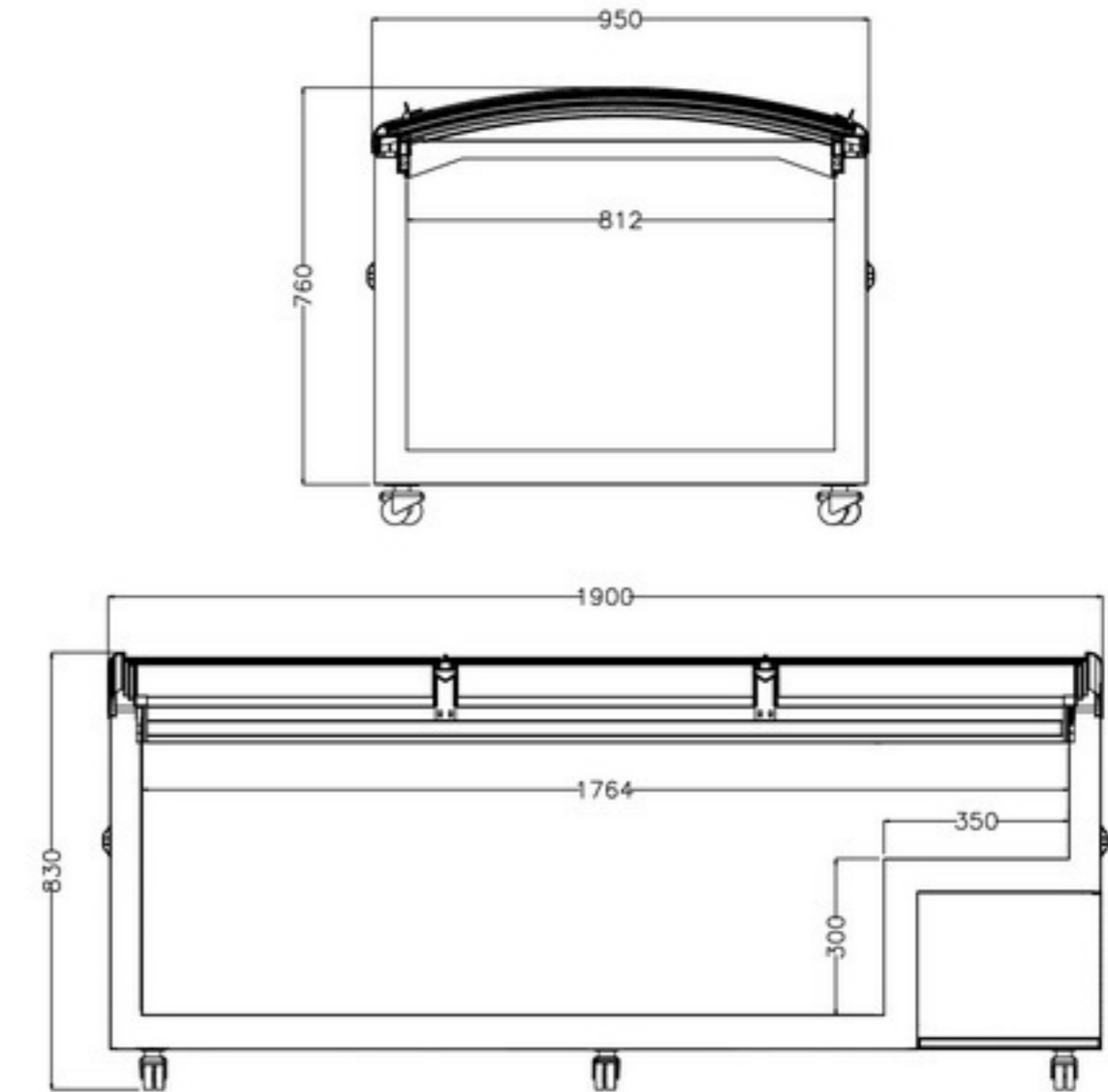


Island Freezer



Features

- Exterior (White PreCoated Steel)
- Interior (White Prepainted Alumunium Sheet)
- Top Curved Sliding Glass Lid With Low-E Film
- Automatic Hot Gas Defrost
- Self Evaporating
- Condensing With Fan
- High Quality Compressor
- Digital Thermostat
- Interior Double LED Lights
- Full Basket With Divider
- Front Side Protection Pole
- Wheel feet with stopper



SCD-780R

Freezer pintu kaca sliding flat, untuk display dan menyimpan produk makanan beku (frozen food), nugget, sosis, ayam/daging, dll. yang bisa diaplikasikan baik pada posisi island.

Dirancang dengan ketinggian khusus untuk memberikan visibility produk yang lebih baik dan mudah dijangkau oleh semua usia.

Note : Disarankan penggunaan di dalam ruangan ber-AC

Features

- LED Light
- Thermostat analog
- Digital display
- Basket, Wheels with brake
- Static cooling
- 2 Compressor
- Key lock

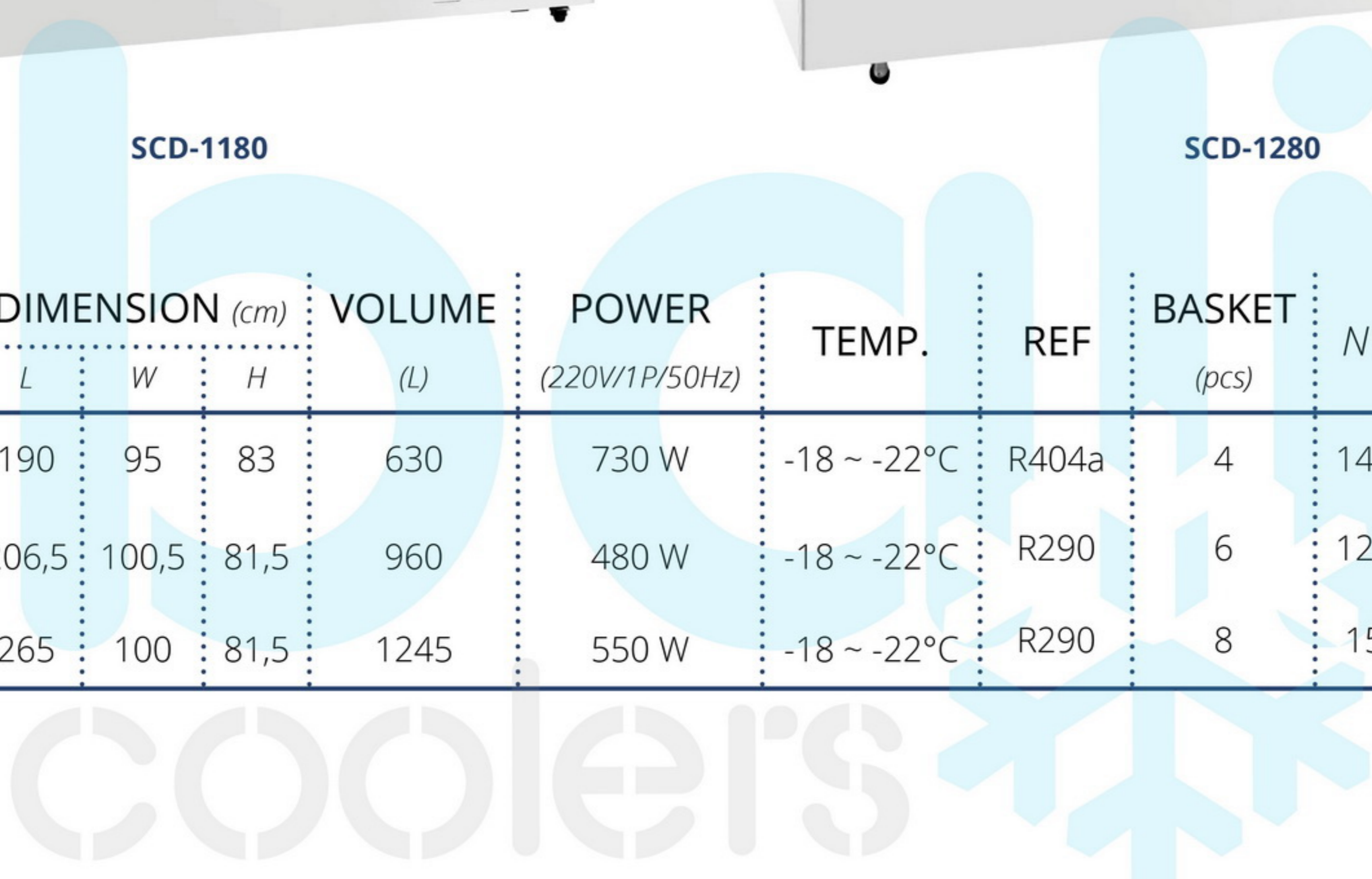


SCD-1180



SCD-1280

TYPE	DIMENSION (cm)			VOLUME (L)	POWER (220V/1P/50Hz)	TEMP.	REF	BASKET (pcs)	NW/GW
	L	W	H						
SCD-780R	190	95	83	630	730 W	-18 ~ -22°C	R404a	4	145 / 160
SCD-1180	206,5	100,5	81,5	960	480 W	-18 ~ -22°C	R290	6	120 / 127
SCD-1280	265	100	81,5	1245	550 W	-18 ~ -22°C	R290	8	158/167



Minimarket Refrigeration Cabinet

Glass Door Island Freezer

Temp. -18 ~ -22°C



www.balicoolers.com



LYCASTE

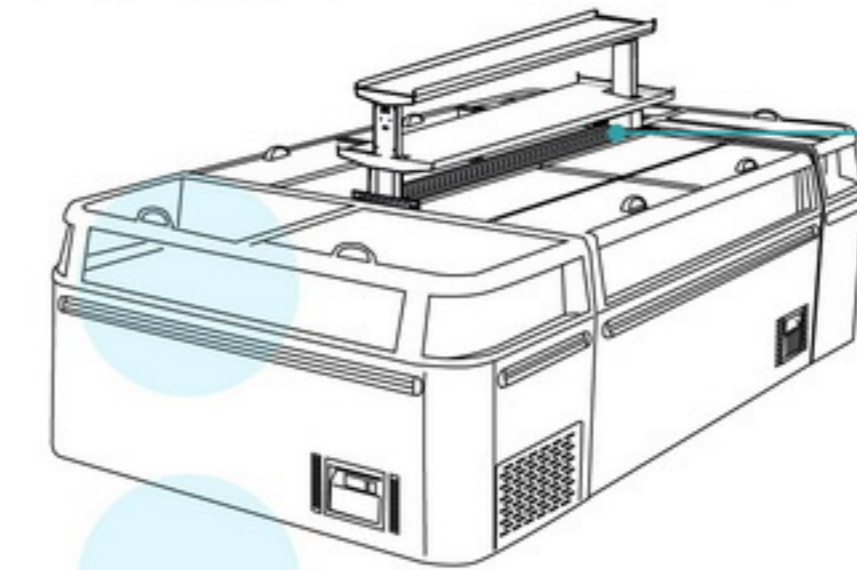
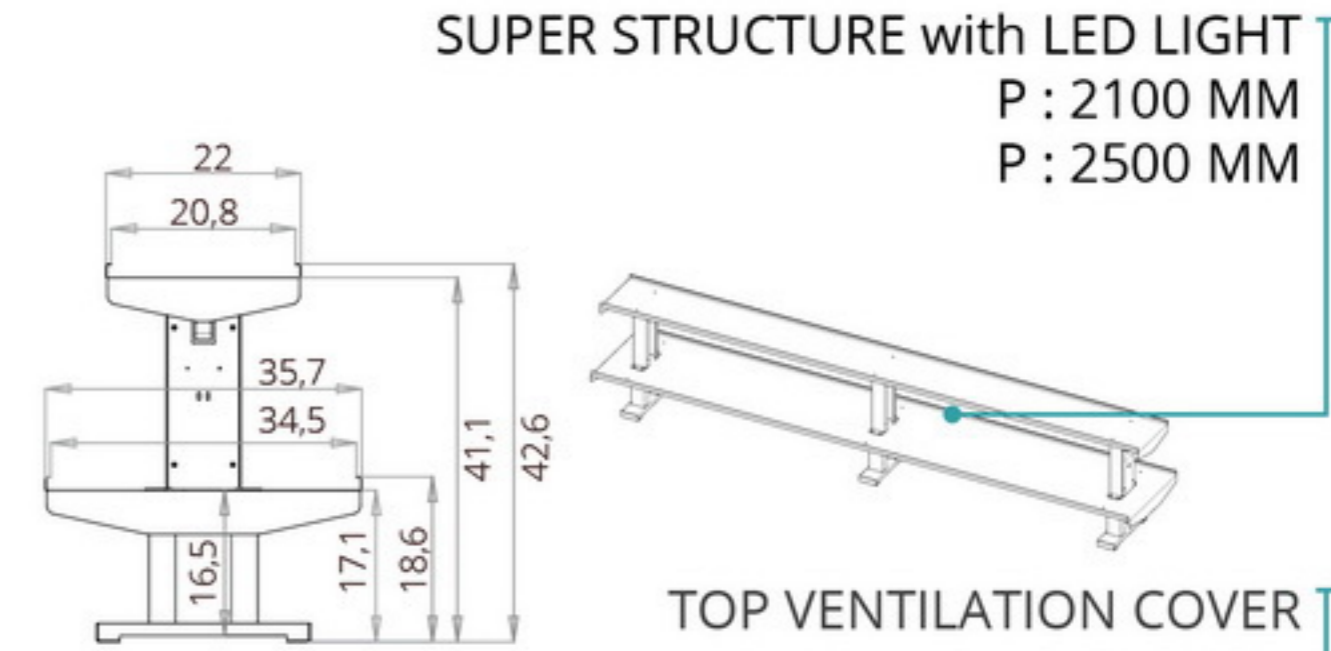


Head

Body

Features

- Digital thermostat
- Low-E tempered glass
- LED lighting
- Automatic defrost
- Static cooling
- Alumi. roll bond evap
- Frame: grey
- Price tag
- Adjustable feet
- Refrigerant: R290



TYPE	DIMENSION (cm)			VOL. (L)	POWER (220V/1P/50Hz)	TEMP.	BASKET (pcs)	WEIGHT (kg)
	L	W	H					
LYCASTE-185 Head	185	85	87	745	420	-18 ~ -22°C	4	129 / 255
LYCASTE-210 Body	210	85	87	900	500	-18 ~ -22°C	5	136 / 346
LYCASTE-250 Body	250	85	87	1105	567	-18 ~ -22°C	6	153 / 211



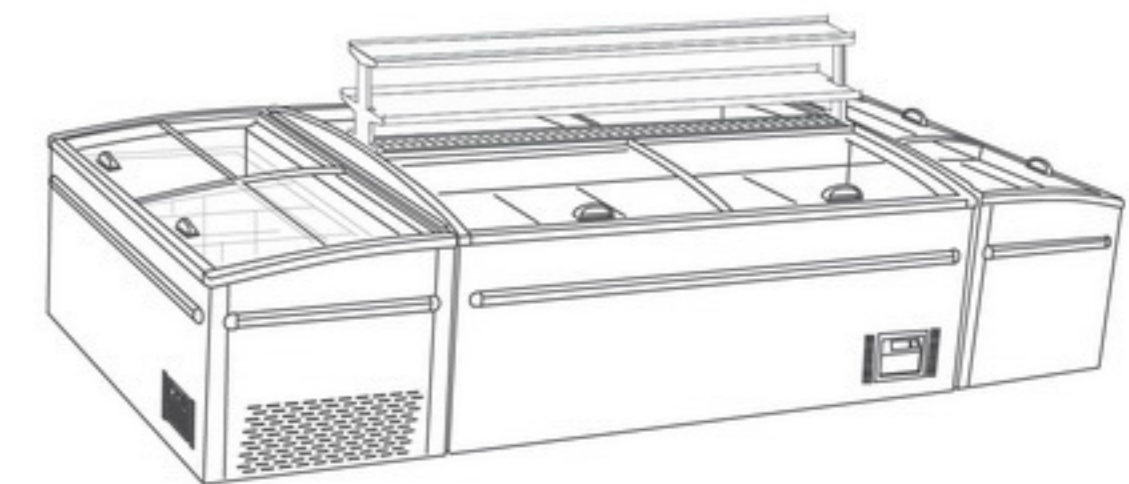
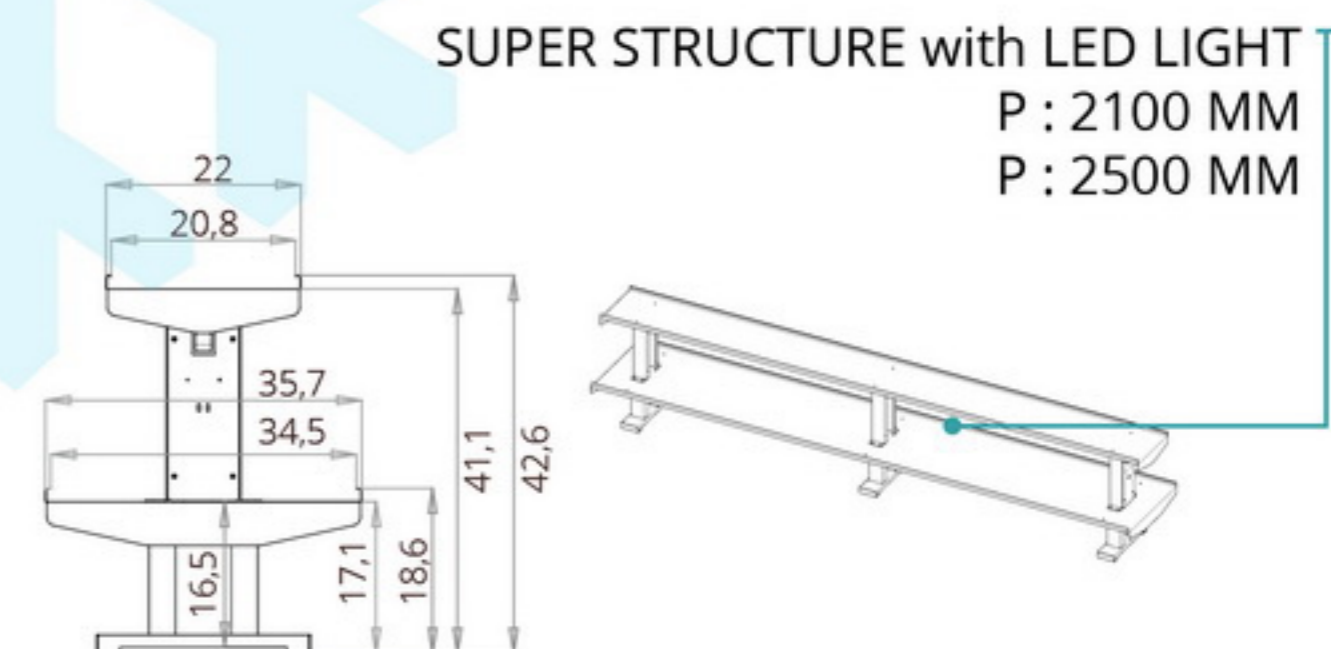
VANDA-185IC HEAD



BODY

Features

- Static cooling system
- LED lighting
- Alum. roll bond evaporator
- Copper wire condenser
- Digital thermostat
- Compressor "Secop"
- Sliding door
- Bumper



TYPE	DIMENSION (cm)			VOL. (L)	POWER (220V/1P/50Hz)	TEMP. °C	REFR.	SHELF/PARTITION	WEIGHT (kg)
	L	W	H						
VANDA-185IC	185	85	87	630	450	-18 ~ -22		3 pcs	100.5/121
VANDA-210IC	210	85	87	850	550	-18 ~ -22	R290	4 pcs	113/137
VANDA-250IC	250	85	87	1040	600	-18 ~ -22		5 pcs	120.5/146.5



Minimarket Fish Refrigeration Cabinet



Plugin Seafood Counter



SC-602BP

Features

- 2 Compressors
- Refrigerant: R134a
- Door: Toughened coated glass
- Interior Light
- Thermostat
- Colour: Gray



RTW-118L

Features

- Refrigerant: R134a

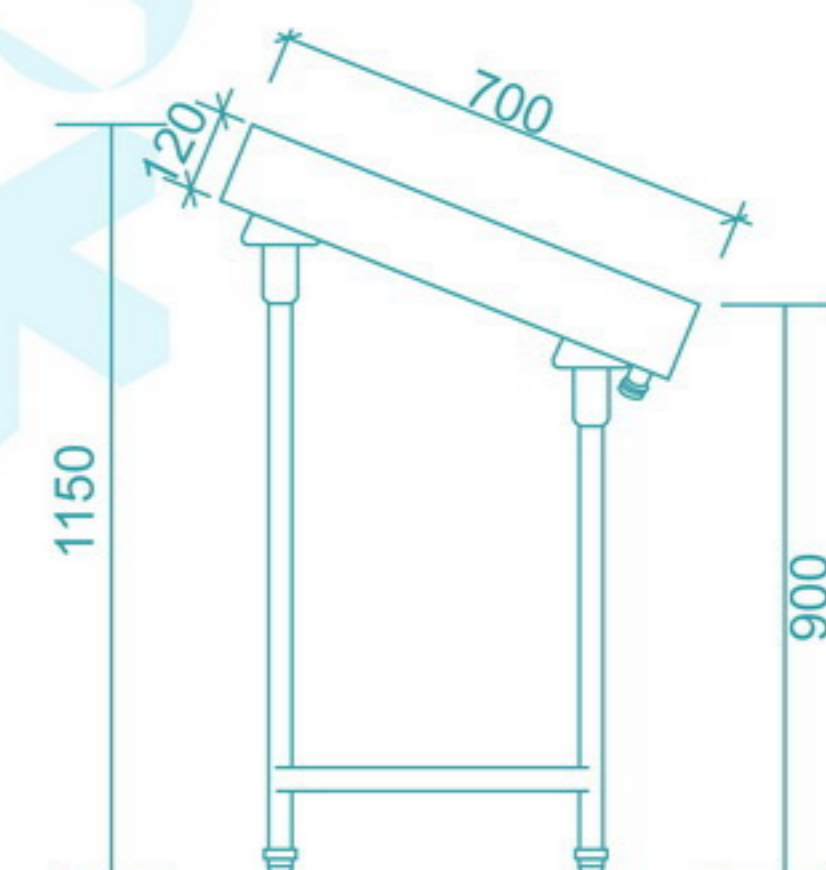
TYPE	DIMENSION (cm)			VOL. (L)	WATT (220V/1P/50Hz)	TEMP.	WEIGHT (kg) Nett Gross
	L	W	H				
SC-602BP	210	110	90,6	602	230 x 2	-5 ~ +5°C	125 / 160
RTW-118L	69,5	88,2	41,7	118	110	+2 ~ +12°C	39 / 41

Non Refrigerated Seafood Counter

Features

- S/s 304
- Perforated for drainage
- 30 mm PU insulation
- Slanting design for maximum view

TYPE	DIMENSION (cm)		
	L	W	H
SFC-120	120	70	115
SFC-150	150	70	115



S/S Fresh Fish Cabinet



FISH-550-1D

Features

- Keeping fresh fish/seafood for 7 days (depending on the freshness of the fish when stored)
- To thaw frozen fish / seafood & keep at temperature +2 ~ -7°C so that the fish meat does not feel hard when processed for grilled / grilled / fried fish, etc
- Thawed fish storage duration + 2~3 hari
- Refrigerant: R134a

TYPE	DIM. (cm)			VOL. (L)	WATT (220V/1P/50Hz)	WEIGHT (kg)
	L	W	H			
FISH-550-1D	70	82	205	550	690	130

NOTES:

Termasuk 7 bin plastik ukuran 61x40x12 cm




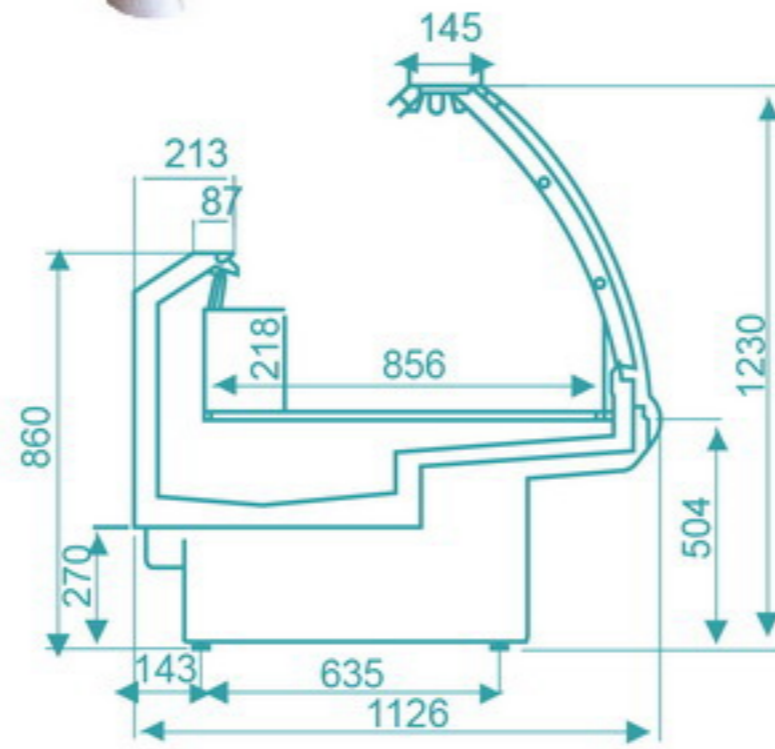
Supermarket Refrigeration Cabinet (External Condensing Unit)



JASMINE RCA

Features

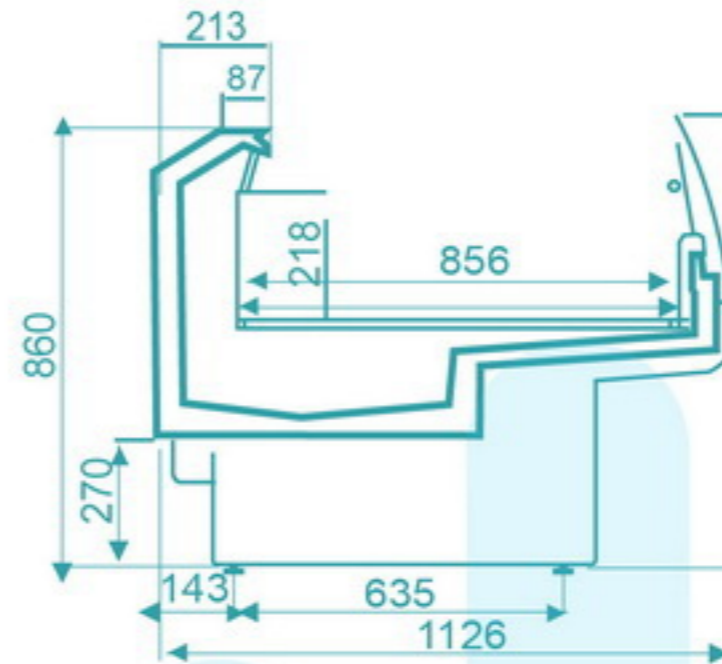
- Digital thermostat
- Auto defrost
- Interior light



JASMINE LS

Features

- Digital thermostat
- Auto defrost
- Adjustable feet



TYPE	DIMENSION (cm)			E T °C	Cool. Cap (220V/1P)	Cap. (L)	Power 220V (Watt)	Refr.	Temp. (°C)	NW/GW (Kg)
	L	W	H							
JASMINE RCA 125	125	112,6	123	-10	740 W	240	44	R404a	+2 ~ +8	185/208
JASMINE RCA 187,5	187,5	112,6	123	-10	1100 W	350	79	R404a	+2 ~ +8	242/276
JASMINE RCA 250	250	112,6	123	-10	1480 W	470	92	R404a	+2 ~ +8	361/406
JASMINE RCA 375	375	112,6	123	-10	2200 W	710	132	R404a	+2 ~ +8	398/466
End Panel	-	-	-	-	-	-	-	R404a	+2 ~ +8	-
JASMINE LS 125	125	112,6	89,3	-10	740 W	267	388	R404a	+2 ~ +8	158/181
JASMINE LS 187,5	187,5	112,6	89,3	-10	1100 W	527	580	R404a	+2 ~ +8	207/241
JASMINE LS 250	250	112,6	89,3	-10	1480 W	607	912	R404a	+2 ~ +8	250/295
JASMINE LS 375	375	112,6	89,3	-10	2200 W	787	1450	R404a	+2 ~ +8	345/413
End Panel	-	-	-	-	-	-	-	-	-	-

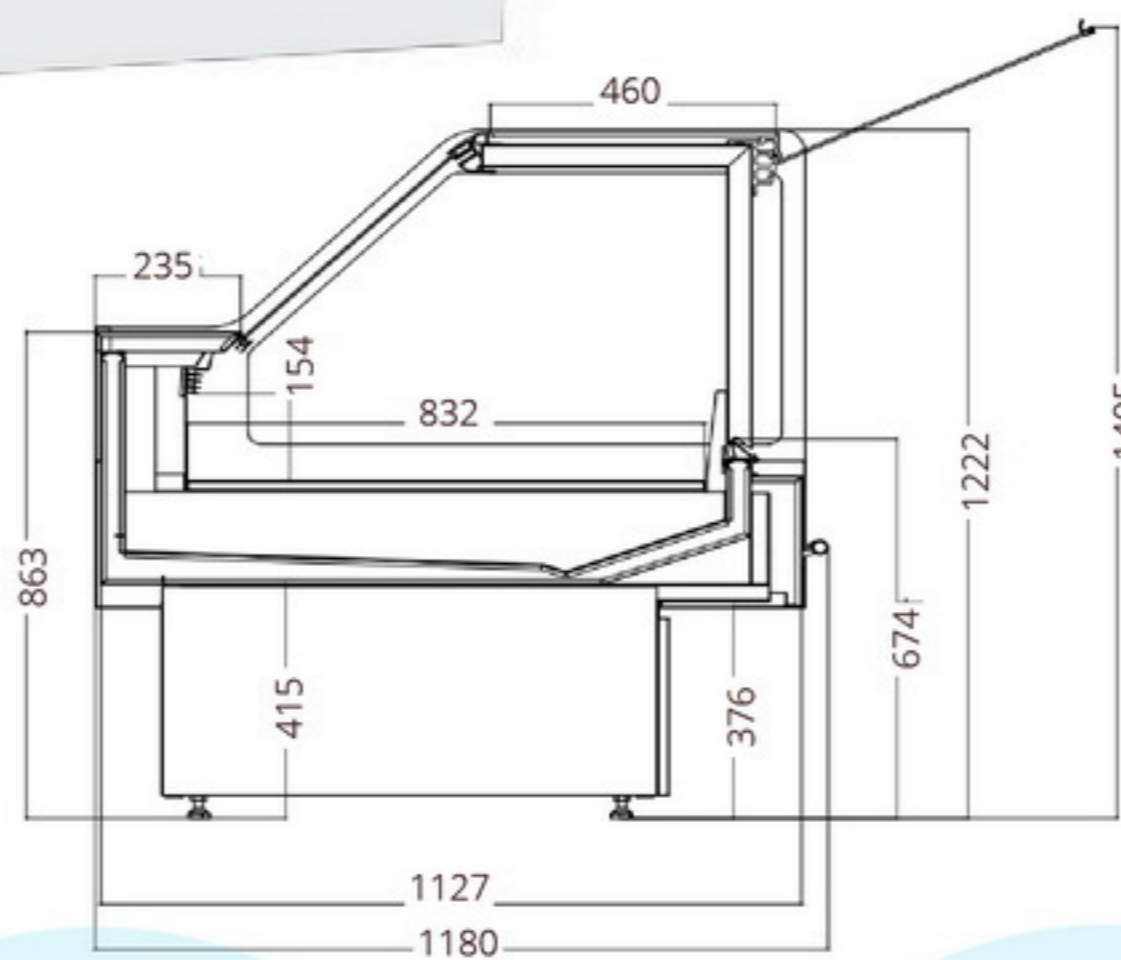
Note : Biaya pemasangan 15%



HIBISCUS RCA

Features

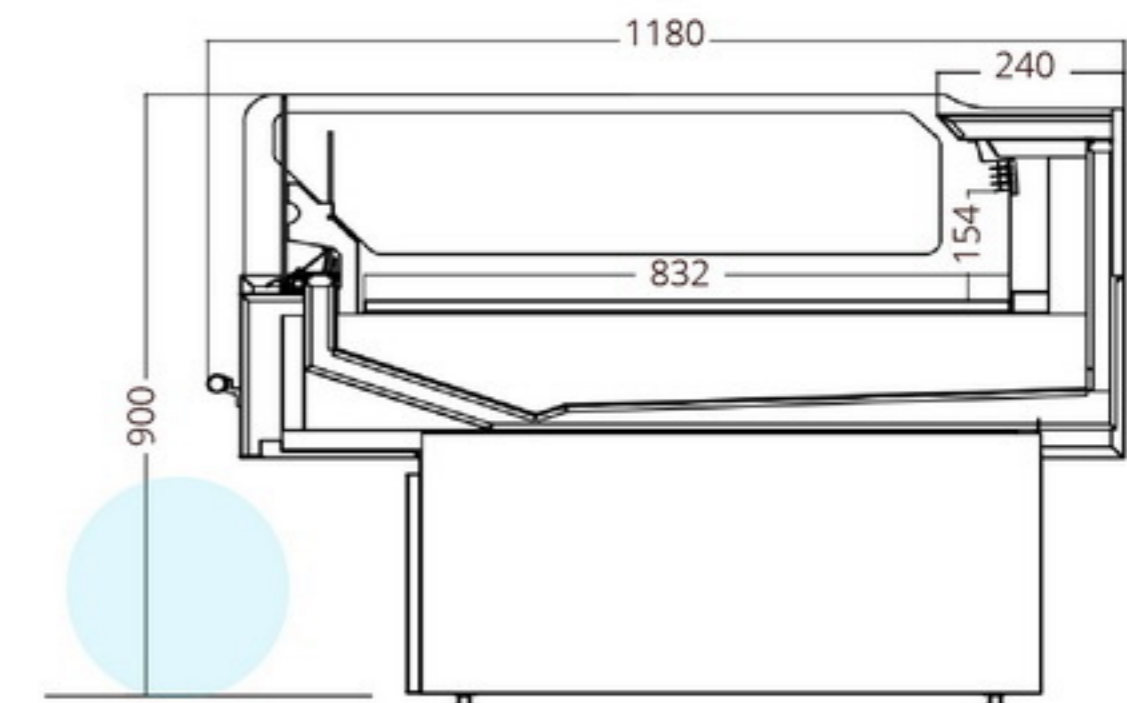
- Digital thermostat
- Auto defrost
- Interior light
- Glass front with hydrolic



HIBISCUS LS

Features

- Digital thermostat
- Auto defrost
- Adjustable feet



TYPE	DIMENSION (cm)			E T °C	Cool.Cap (220V/1P)	Cap. (L)	Power (220V/1P)	Refr.	Temp. (°C)	Weight (Kg) Nett Gross
	L	W	H							
HIBISCUS RCA 1875	187,5	118	122,2	-9° C	640 W	360	79	R404a	0 ~ +5	219/253
HIBISCUS RCA 2500	250	118	122,2	-9° C	800 W	480	92	R404a	0 ~ +5	297/342
HIBISCUS RCA 3750	375	118	122,2	-9° C	1200 W	710	132	R404a	0 ~ +5	414/482
End Panel	-	-	-	-	-	-	-	-	-	-
HIBISCUS LS 1875	187,5	118	90	-10° C	700 W	360	646	R404a	-2 ~ +5	184/218
HIBISCUS LS 2500	250	118	90	-10° C	880 W	480	830	R404a	-2 ~ +5	262/307
HIBISCUS LS 3750	375	118	90	-10° C	1320 W	710	1400	R404a	-2 ~ +5	379/447
End Panel	-	-	-	-	-	-	-	-	-2 ~ +5	-

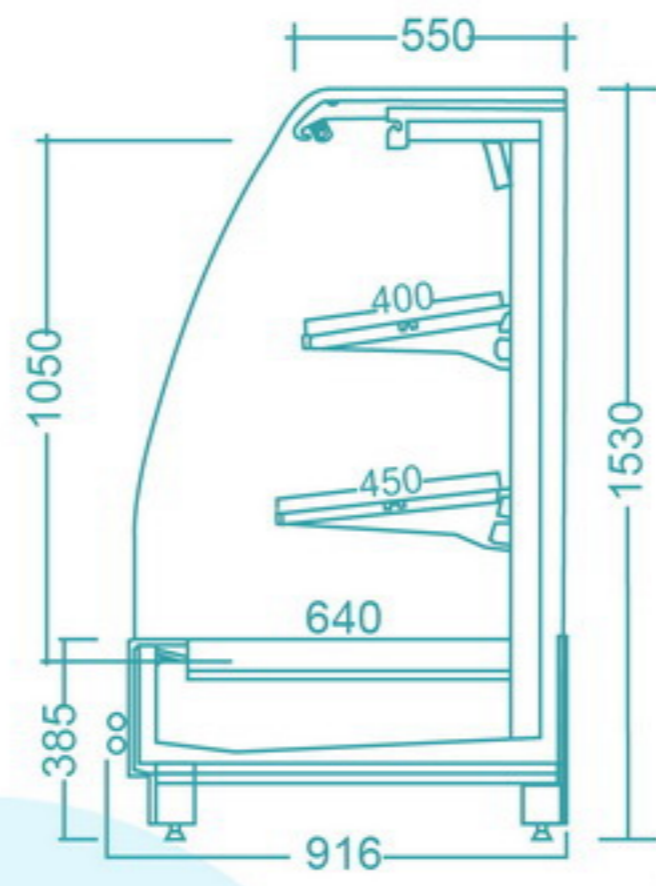
Note : Biaya pemasangan 15%



Supermarket Refrigeration Cabinet (External Condensing Unit)



www.balicoolers.com
MINI MAGNOLIA (CHILLER) Temp. +3 ~ +8°C



NORMAL HEAD



ROUND HEAD



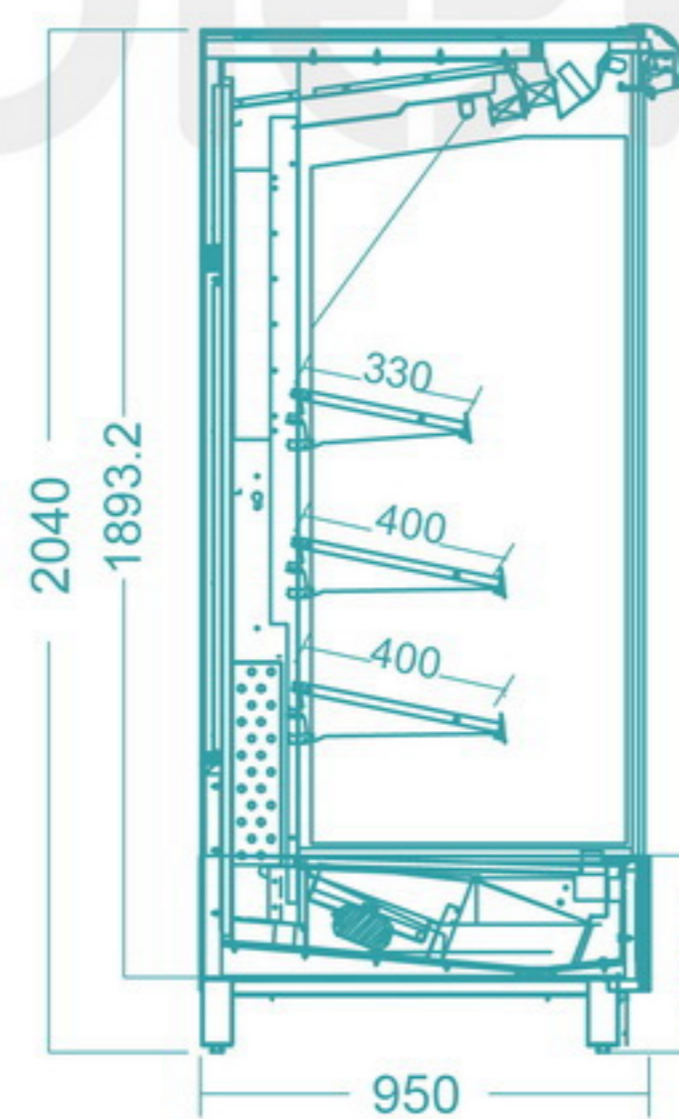
2X ROUND HEAD

TYPE	DIMENSION (cm)			Display area (m ²)	Cap. (L)	E T	Cooling Capacity	Refrig	Weight (Kg) Nett Gross
	L	W	H						
MINI MAGNOLIA HEAD	187,5	92	152	4,24	900	-10°C	2250 W	R404a	210 / 271
MINI MAGNOLIA 250	250	92	152	5,66	1300	-10°C	3900 W	R404a	280 / 300
MINI MAGNOLIA 375	375	92	152	8,75	2000	-10°C	4500 W	R404a	350 / 390
Round Head	212	106	153	2,58	2400	-	4500 W	-	290 / 315
Mirror/Glass End Panel	Thickness : 36mm								

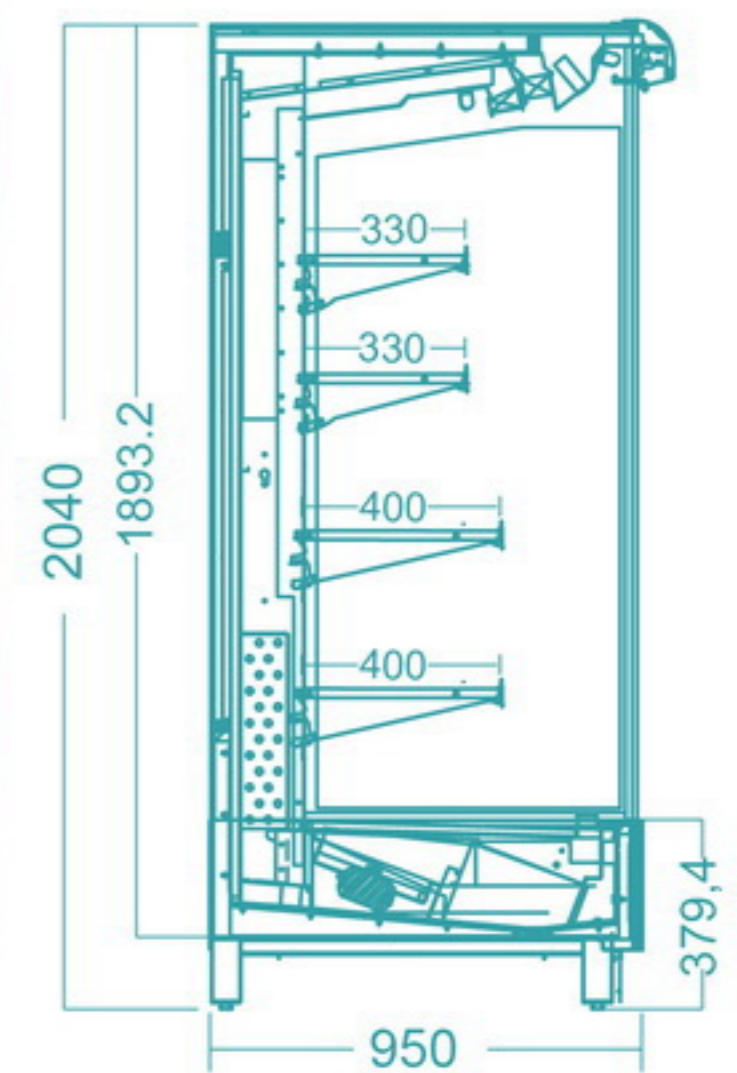
MAGNOLIA (CHILLER) Temp. +3 ~ +8°C



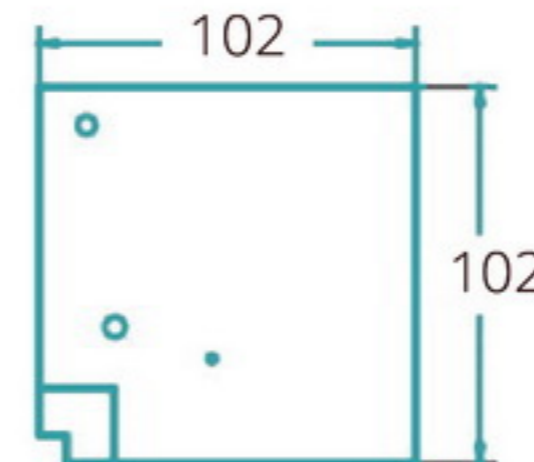
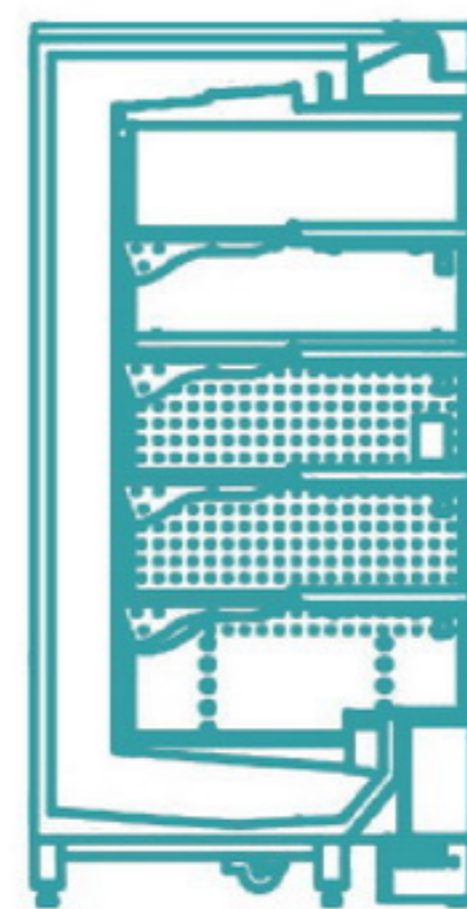
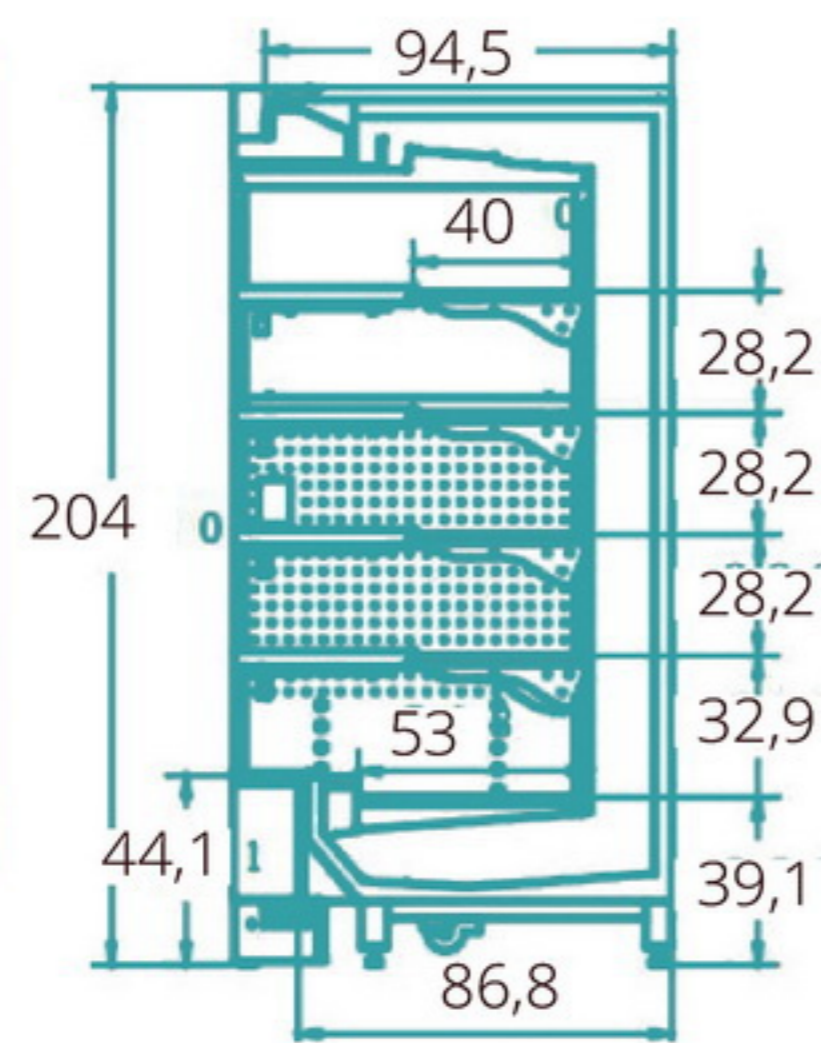
MAGNOLIA FS



MAGNOLIA ED



INNER CORNER



This cabinet has not yet been installed with a machine (Condensing Unit). To determine the machine, we need a lay-out. For more information, please contact our sales department.

TYPE	DIMENSION (cm)			Display area (m ²)	Cap. (L)	E T	Cooling Capacity	Refrig	Weight (Kg) Nett Gross
	L	W	H						
MAGNOLIA FS 250	250	95	208	4,84	1700	-10°C	3096 W	R404a	435 / 490
MAGNOLIA FS 375	375	95	208	7,25	2600	-10°C	4635 W	R404a	542 / 614
MAGNOLIA ED 250	250	95	208	5,84	1965	-10°C	3850 W	R404a	435 / 490
MAGNOLIA ED 375	375	95	208	8,75	2947	-10°C	5800 W	R404a	546 / 612
Inner Corner	101,7	101,7	206	-	440	-10°C	1600 W	R404a	182 / 222
Stopper	125	-	6	-	-	-	-	-	-
Glass End Panel	Thickness : 36mm								
Central End Panel	-	-	-						
Mirror End Panel	-	-	-						

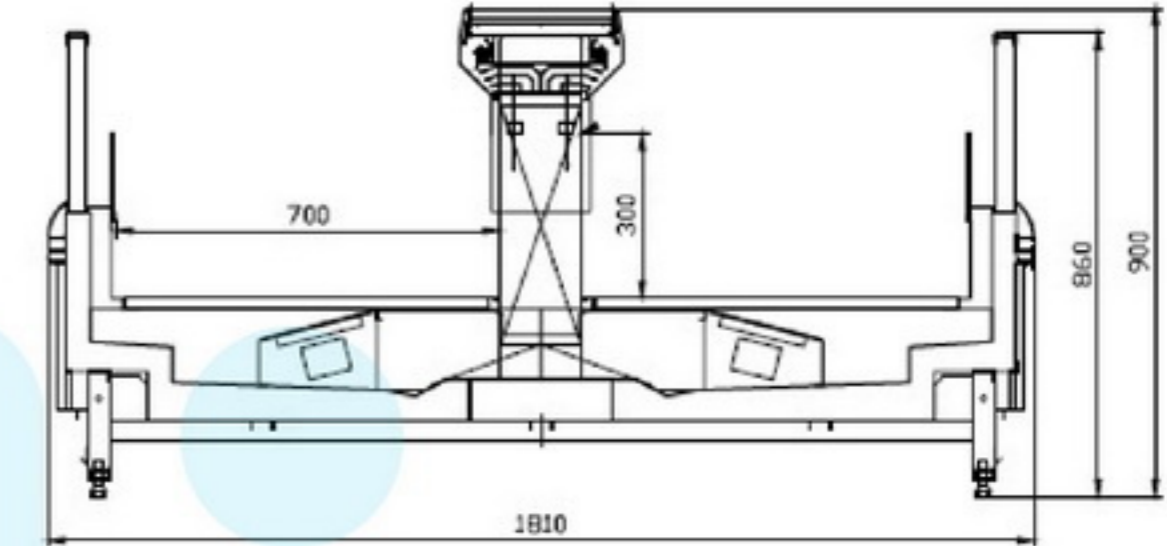



Supermarket Refrigeration Cabinet (External Condensing Unit)



Island freezer with glass cover

Temp. -10 ~ -18°C



ORCHID ST 2000LT

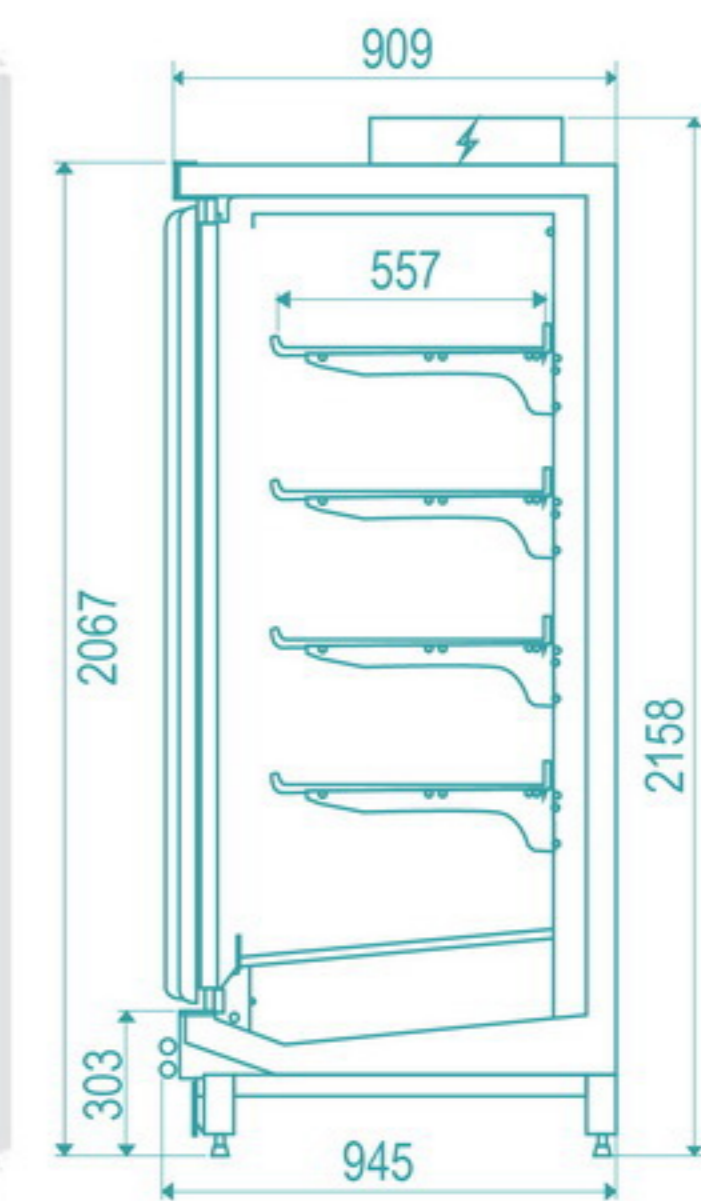
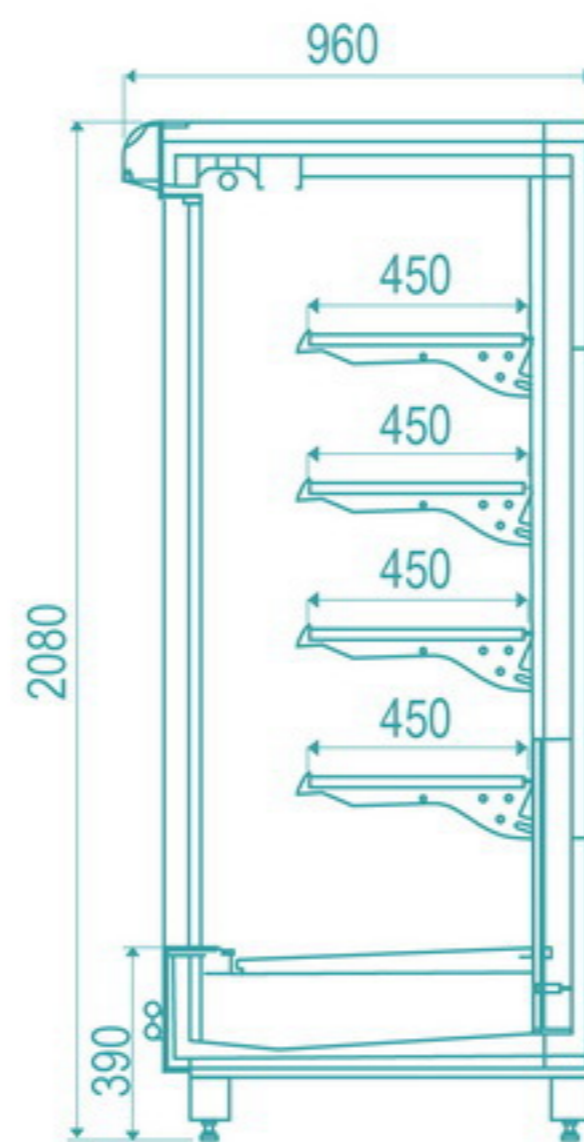
TYPE	DIMENSION (cm)			E T	Cooling Cap.	Power Watt(220V)	Body + Sliding Glass	End Panel (pair)	Super Structure
	L	W	H						
ORCHID ST 2000LT (FREEZER) Temperatur -10 ~ -18°C									
ORCHID ST 2000LT-Head	180	96	85	-30° C	800 W	1500	-	-	-
ORCHID ST 2000LT-250	250	180	85	-30° C	1600 W	4200	-	-	-
ORCHID ST 2000LT-375	375	180	85	-30° C	2400 W	6300	-	-	-

Note: Biaya pemasangan 15%

ROSE NT-LT

ROSE NT (CHILLER) Temp. +3 ~ +8°C

ROSE LT (FREEZER) Temp. -10 ~ -18°C



TYPE	DIMENSION (cm)			E T	Cooling Capacity
	L	W	H		
ROSE NT (CHILLER) Temperatur +3 ~ +8°C					
ROSE NT 3 doors	187,5	95	208	-10° C	1200 W
ROSE NT 4 doors	250	95	208	-10° C	1600 W
ROSE NT 5 doors	375	95	208	-10° C	2400 W
End Panel	-	-	-	-	-
ROSE LT (FREEZER) Temperatur -10 ~ -18°C					
ROSE LT 3 doors	234,3	94,5	215,8	-30° C	2796 W
ROSE LT 4 doors	312,4	94,5	215,8	-30° C	3849 W
ROSE LT 5 doors	390	94,5	215,8	-30° C	4929 W
End Panel	-	-	-	-	-

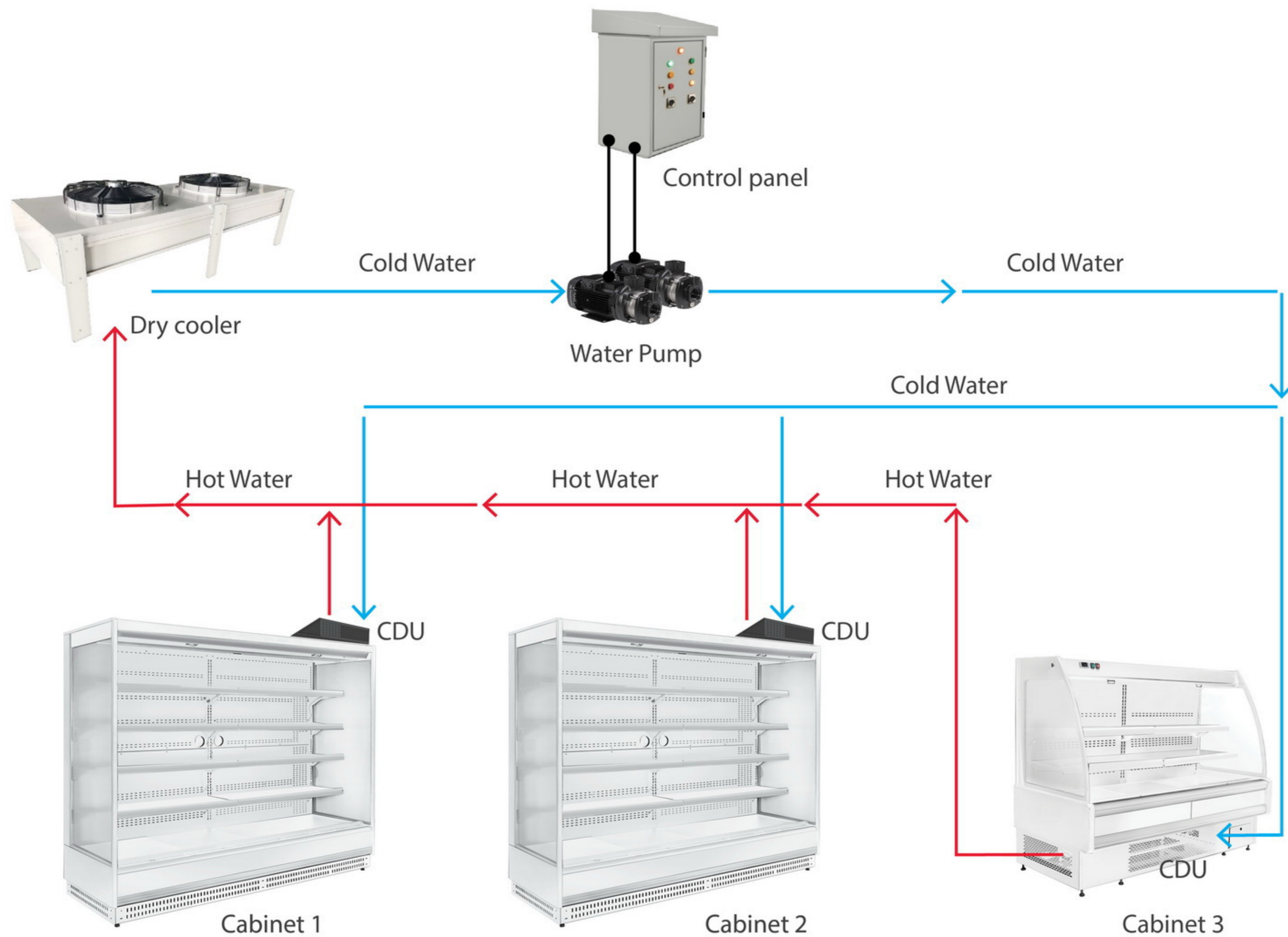
Note: Biaya pemasangan 15%



Supermarket Refrigeration cabinet (Water Loop System)

GEA®

bali
coolers
www.balicoolers.com




Sistem pendingin menggunakan media sirkulasi air untuk penyerapan panas mesin yang tadinya dengan kondensator diganti dengan PHE, air yang telah menyerap panas tersebut didinginkan kembali di dry cooler yang disimpan di area outdoor.

Keunggulan Sistem Waterloop

1. CDU sudah menyatu di masing-masing unit, sehingga jarak pipa refrigerant lebih pendek.
2. Proses maintenance dapat dilakukan masing-masing unit, tanpa mempengaruhi unit lain yang sedang beroperasi
3. Meminimalisir biaya atas pengisian refrigerant saat perbaikan besar dilakukan
4. Lebih mudah mendeteksi kebocoran air dibandingkan kebocoran refrigerant

Komponen Pendukung



CDU dengan PHE (Plate Heat Exchanger)



Water Pump dan Redundant control panel



Dry Cooler (Disimpan di outdoor)

coolers



Supermarket Refrigeration cabinet (Water Loop System)



www.balicoolers.com



Multideck Chiller

Temp. +2 ~ +8°C

WHALE

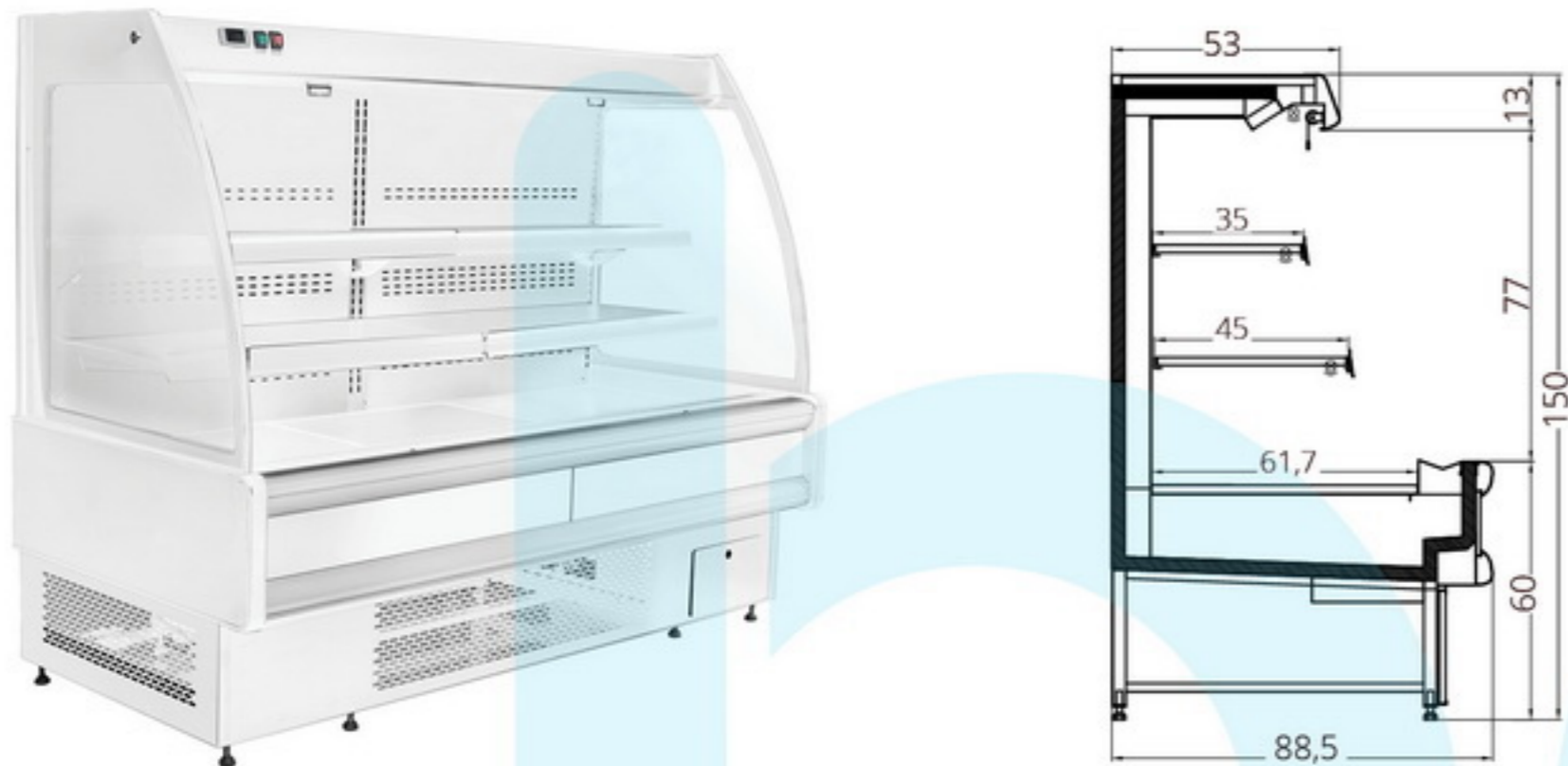


TYPE	DIMENSION (cm)			Remark	CDU		E T	Heat Exchange	Power 380V(watt)	NW/GW (Kg)
	L	W	H		Brand	Hp				
WHALE 250 ED/FS	250	87	200	4 shelves	Emerson	3	-10° C	8184 W	2803	380/420
WHALE 375 ED/FS	375	87	200	4 shelves	Emerson	4	-10° C	11198 W	3940	540/595
Inner Corner	92,5	92,5	205	4 shelves	Emerson	1	-10° C	3022 W	1130(220V)	240/260
Central End Panel	Thickness : 40mm						1 pcs			40
End Panel	Thickness : 30mm						1 pcs			60

Multideck Chiller

WALRUS

Temp. +2 ~ +8°C

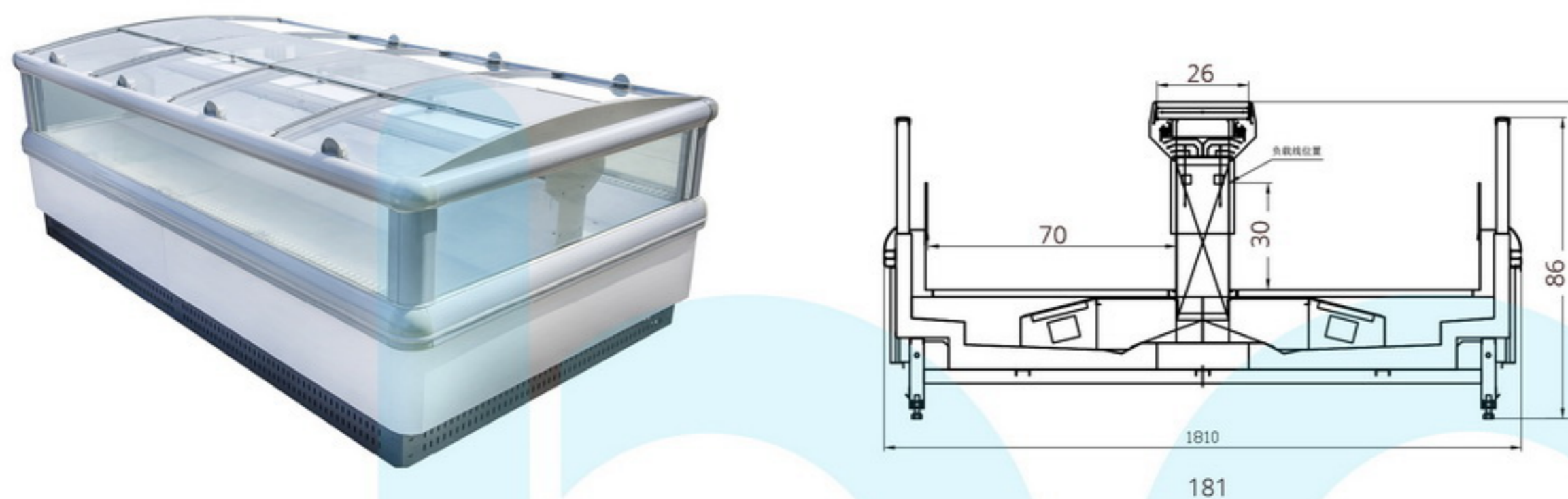


TYPE	DIMENSION (cm)			Remark	CDU		E T	Heat Exchange	Power 220V (watt)	NW/GW (Kg)
	L	W	H		Brand	Hp				
WALRUS 125	125	90	150	2 shelves (3 w/ bottom)	Embraco	1 1/4	-10° C	3399 W	1290	190/210
WALRUS 187,5	187,5	90	150	4 shelves	CRSS	2	-10° C	5513 W	1950	250/280
WALRUS 250	250	90	150	4 shelves	CRSS	2,5	-10° C	6295 W	2181	310/350
End Panel	Thickness : 30mm						1 pcs			40

Island Freezer

OCTOPUS

Temp. -10 ~ -20 °C



TYPE	DIMENSION (cm)			CDU		E T	Heat Exchange	Unit+CDU Power	NW/GW (Kg)
	L	W	H	Brand	Hp				
OCTOPUS (Head)	180	96	85	CRSS	1,5	-35° C	2013 W	4711 W (220V)	230/260
OCTOPUS 187	187	180	85	CRSS	3	-35° C	3894 W	5749 W (220V)	270/310
OCTOPUS 250	250	180	85	Emerson	4	-35° C	5698 W	7610 W (380V)	430/470
OCTOPUS 375	375	180	85	Emerson	5	-35° C	6930 W	10540 W (380)	610/680
End Panel	Thickness : 75mm						1 pcs		80



Supermarket Refrigeration cabinet (Water Loop System)



DOLPHIN LS Temp. +2 ~ +8°C

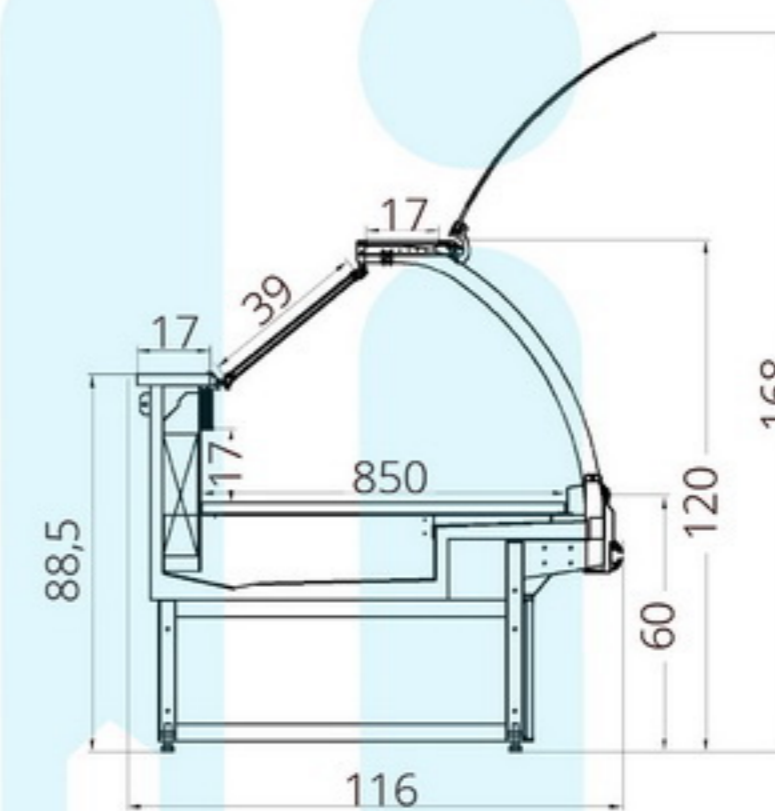



SHARK LS Temp. -1 ~ +7°C



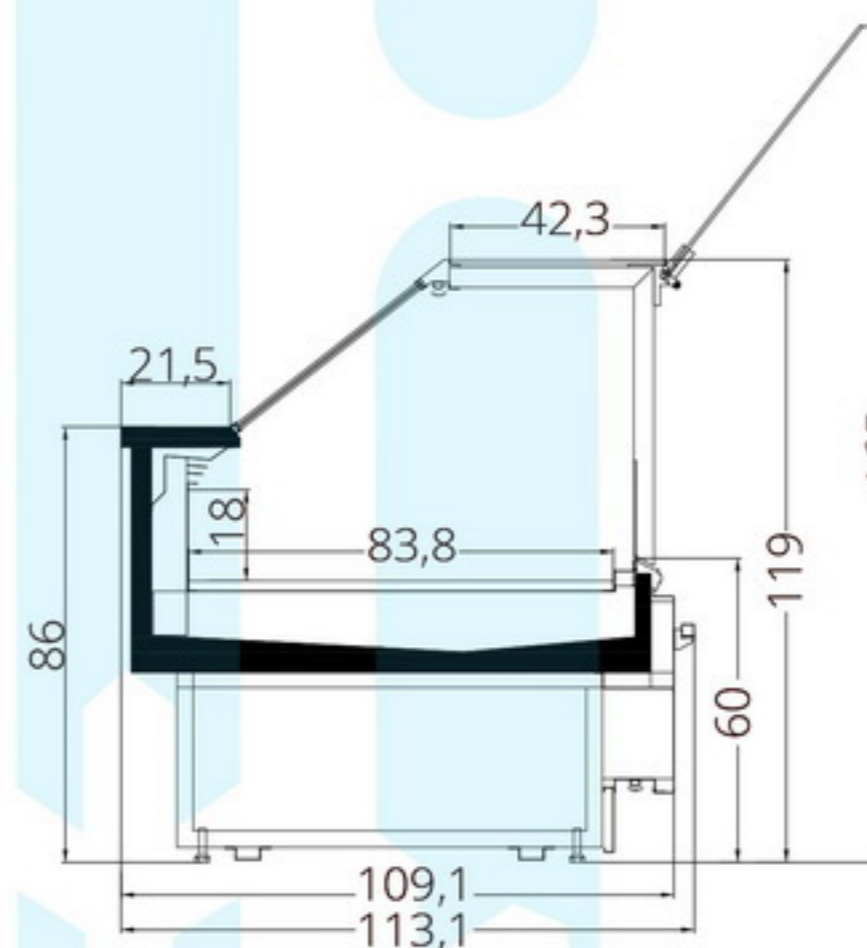
TYPE	DIMENSION (cm)			CDU		E T	Heat Exchange	Unit+CDU Power (watt)	NW/GW (Kg)
	L	W	H	Brand	Hp				
DOLPHIN LS 125	125	116	90	Embraco	0,5	-10° C	1341 W	593 (220V)	238/268
DOLPHIN LS 250	250	116	90	Embraco	1	-10° C	2377 W	1093 (220V)	268/318
DOLPHIN LS 375	375	116	90	Embraco	1 1/4	-10° C	3399 W	1582 (220V)	420/480
End Panel	Thickness : 40mm						1 pcs		30/40
SHARK LS 125	125	113	120	Embraco	0,75	-10° C	1530 W	979 (220V)	190/240
SHARK LS 187	187	113	120	Embraco	1	-10° C	2108 W	1433 (220V)	257/301
SHARK LS 250	250	113	120	Embraco	1 1/4	-10° C	3506 W	1902 (220V)	309/364
SHARK LS 375	375	113	120	CRSS	2	-10° C	5513 W	2882 (220V)	380/428
Corner	248	248	120	Embraco	1	-10° C	2108 W	1253 (220V)	369/411
End Panel	Thickness : 40mm						1 pcs		-

DOLPHIN RCA Temp. +2 ~ +8°C



TYPE	DIMENSION (cm)			CDU		E T	Heat Exchange	Unit+CDU Power (watt)	NW/GW (Kg)
	L	W	H	Brand	Hp				
DOLPHIN RCA 125	125	116	120	Embraco	0,5	-10° C	1341 W	603 (220V)	140/160
DOLPHIN RCA 250	250	116	120	Embraco	1	-10° C	2377 W	983 (220V)	220/260
DOLPHIN RCA 375	375	116	120	Embraco	1 1/4	-10° C	3399 W	1422 (220V)	320/380
End Panel	Thickness : 40mm						1 pcs		30/40

SEAL Temp. +2 ~ +8°C



TYPE	DIMENSION (cm)			CDU		E T	Heat Exchange	Unit+CDU Power (watt)	NW/GW (Kg)
	L	W	H	Brand	Hp				
SEAL 187,5	187,5	110,3	114,5	Embraco	0,75	-10° C	1906 W	887 (220V)	208/238
SEAL 250	250	110,3	114,5	Embraco	1	-10° C	2377 W	1083 (220V)	248/288
SEAL 375	375	110,3	114,5	Embraco	1 1/4	-10° C	3399 W	1482 (220V)	375/435
End Panel	Thickness : 40mm						1 pcs		40

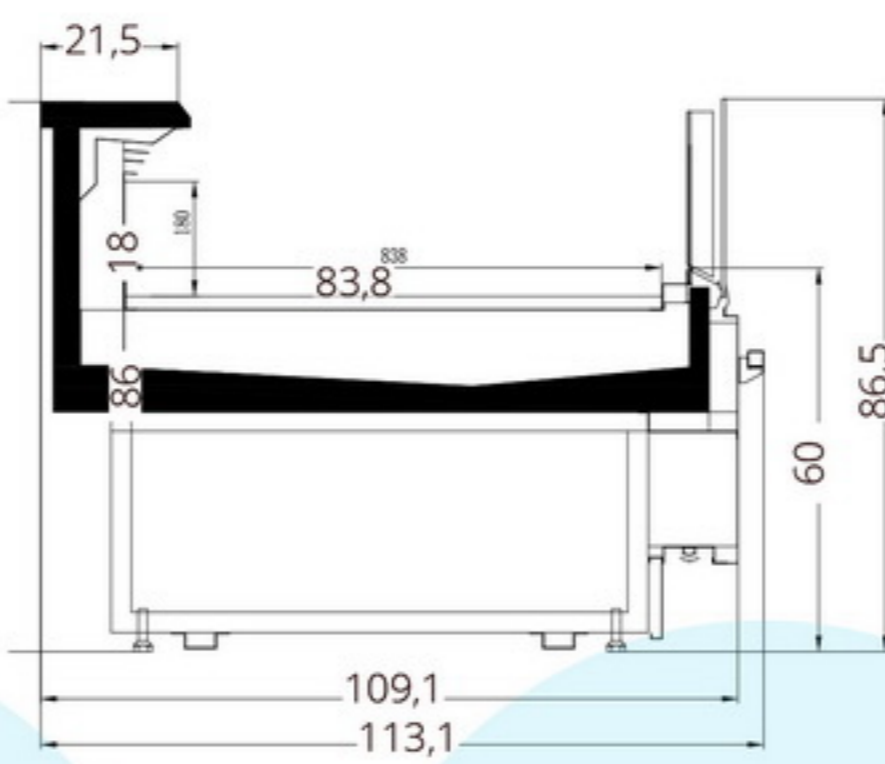


Supermarket Refrigeration cabinet (Water Loop System)



SEAGULL

Temp. +2 ~ +8°C



PENGUIN

Temp. -10 ~ -20 °C

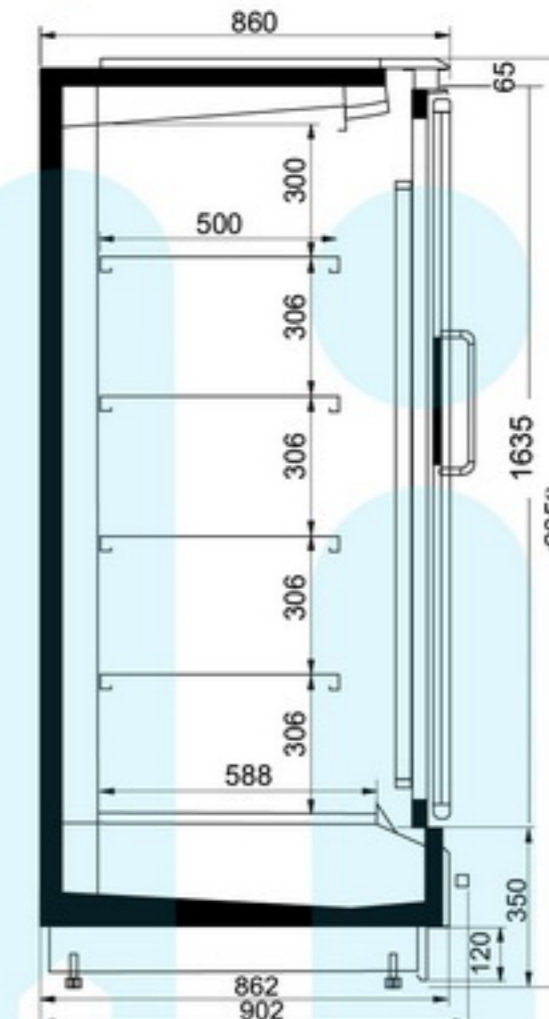


TYPE	DIMENSION (cm)			CDU		ET	Heat Exchange	Unit+CDU Power (watt)	NW/GW (Kg)
	L	W	H	Brand	Hp				
SEAGULL 187,5	187,5	110,3	84,2	Embraco	1	-10° C	2377 W	1363	208/238
SEAGULL 250	250	110,3	84,2	Embraco	1	-10° C	2377 W	1423	248/288
SEAGULL 375	375	110,3	84,2	Embraco	1 1/4	-10° C	3399 W	2122	375/435
End Panel	Thickness : 40 mm						1 pcs		40
PENGUIN 187,5	187,5	95	101	CRSS	1,5	-30° C	2333 W	2943	240/280
PENGUIN 250	250	95	101	CRSS	2	-30° C	3181 W	3915	280/320
End Panel	Thickness : 75 mm						1 pcs		-

Glass Door Refrigeration Cabinet (Water Loop System)

MARLIN NT

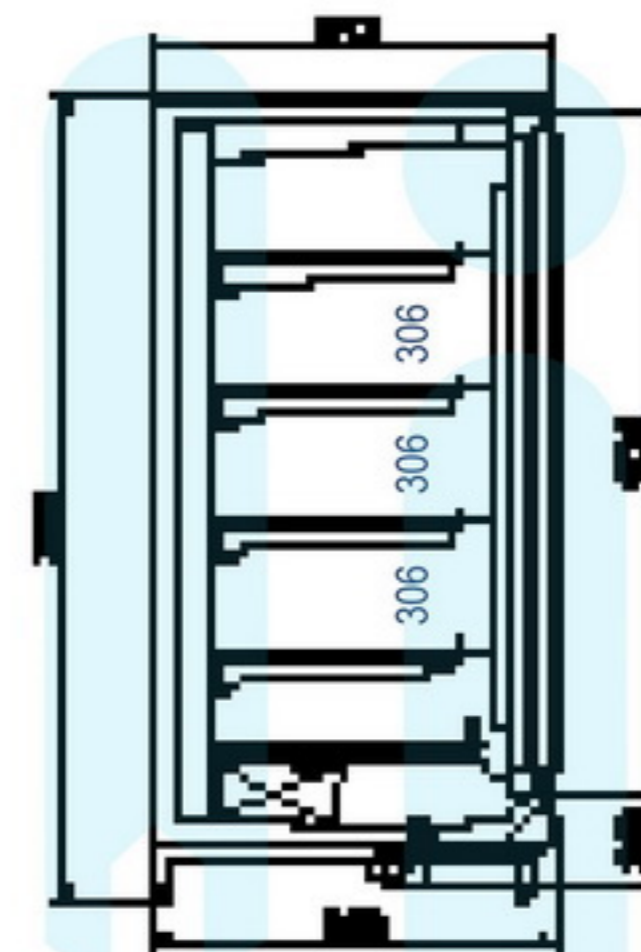
Temp. +2 ~ +8°C



TYPE	DIMENSION (cm)			CDU		ET	Heat Exchange	Unit+CDU Power (watt)	NW/GW (Kg)
	L	W	H	Brand	Hp				
Marlin NT-3D	187,5	90,2	205	Embraco	1	-10 °C	2377 W	1353	430/470
Marlin NT-4D	250	90,2	205	Embraco	1 1/4	-10 °C	3399 W	1862	540/586
Marlin NT-5D	375	90,2	205	Embraco	1 1/2	-10 °C	4356 W	2492	710/780
End Panel	Thickness : 30 mm						1 pcs		70

MARLIN LT

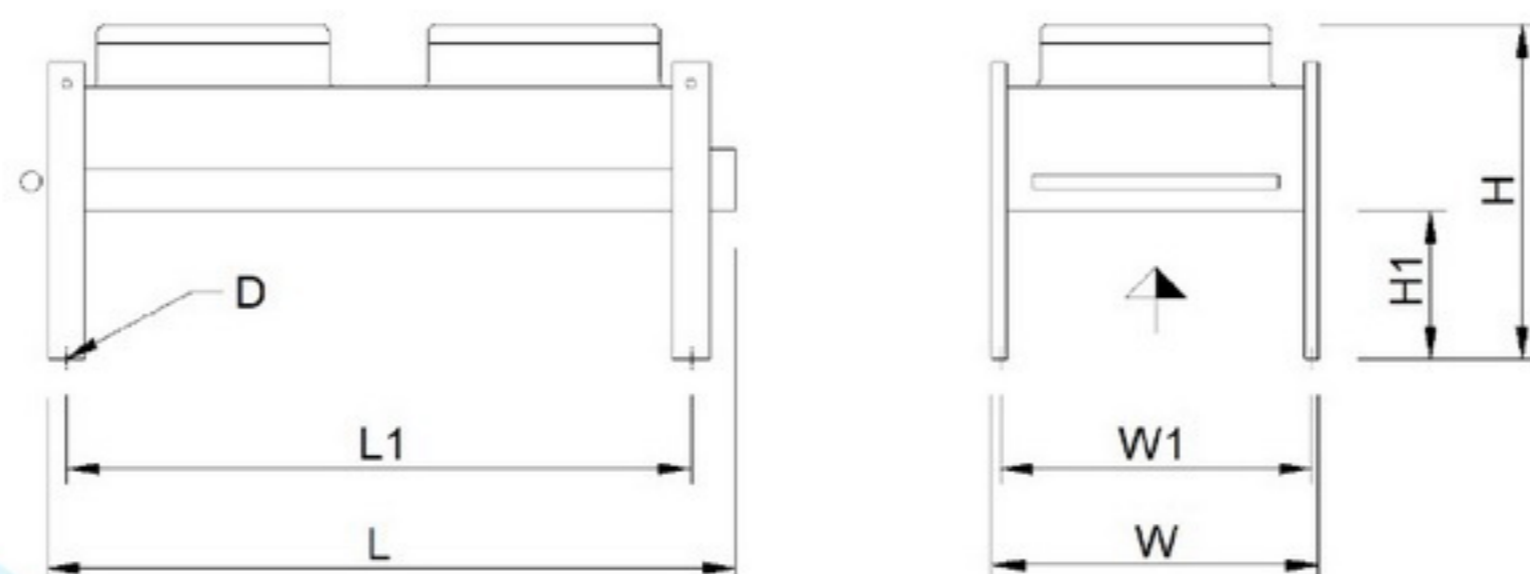
Temp. -10 ~ -20 °C



TYPE	DIMENSION (cm)			CDU		ET	Heat Exchange	Unit+CDU Power (watt)	NW/GW (Kg)
	L	W	H	Brand	Hp				
Marlin LT-2D	156	92,2	203	Embraco	2	-35 °C	2665 W	4275	320/346
Marlin LT-3D	234	92,2	203	Embraco	1.5 x 2	-35 °C	4169 W	7090	480/520
Marlin LT-4D	312	92,2	203	Embraco	2 x 2	-35 °C	5331 W	8480	610/670
Marlin LT-5D	375	92,2	203	Embraco	2 x 2	-35 °C	5331 W	9450	770/850
End Panel	Thickness : 50 mm						1 pcs		80



Dry Cooler



Note : Drawing & dimension not valid for all accessory options!

TYPE	DIMENSION (cm)			CAP. (KW)	Power Consum.
	L	W	H		
GFHC WD 050.1/12-48-0060870M	188,4	88,8	91,9	25	1,45 kW
GFHC WD 063.1/12-60-0052934M	248,4	108,8	95,6	50	5,11 kW
GFHC WD 063.1/13-61-0046816M	368,4	108,8	95,6	80	7,67 kW
GFHV WD 090.2PF/12A-63-0AXL.293M	304	164	145,9	100	7,89 kW
GFHV WD 090.2QF/12A-63-0TK7.293M	304	224	145,9	120	7,71 kW

Water Pump (Untuk Instalasi System Water Loop)



Brand	Installation Length (m)	Electrical
Grundfoss	~30	3P/380V/50Hz
Grundfoss	>31 ~ 50	3P/380V/50Hz
Grundfoss	>51 ~ 70	3P/380V/50Hz

- Setiap instalasi menggunakan 2 pompa yang bekerja secara bergantian
 - Pemilihan pompa akan disesuaikan dengan kondisi di lapangan

Control Panel (Untuk mengontrol water pump bekerja bergantian Secara Otomatis)



Semua unit supermarket cabinet waterloop beserta komponen tambahan berupa pompa dan Dry Cooler Perlu Instalasi, type pompa air yang diperlukan tergantung jarak instalasi, sedangkan type Dry Cooler tergantung Heat Exchange dari total unit yang dipilih. Biaya instalasi unit 15% dari Pricelist



GEA®

bali
coolers
www.balicoolers.com



